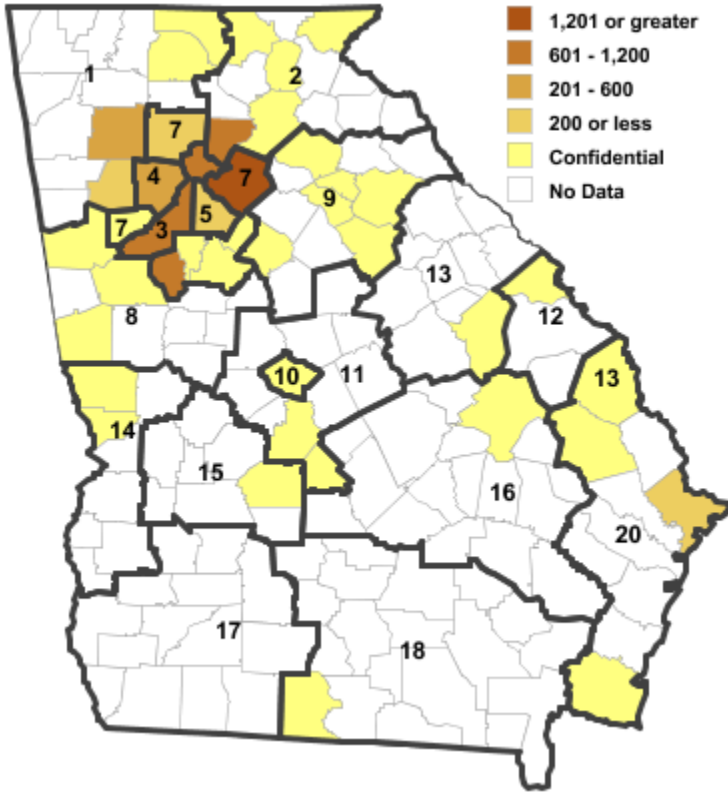


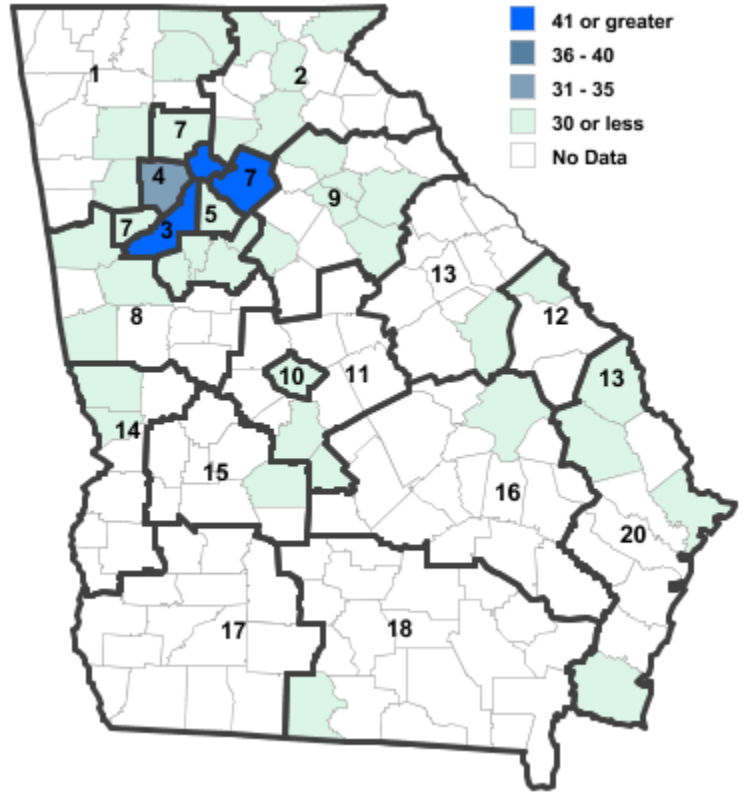
Annual Industry Averages from QCEW 2017

NAICS 334 : Computer and Electronic Product Manufacturing

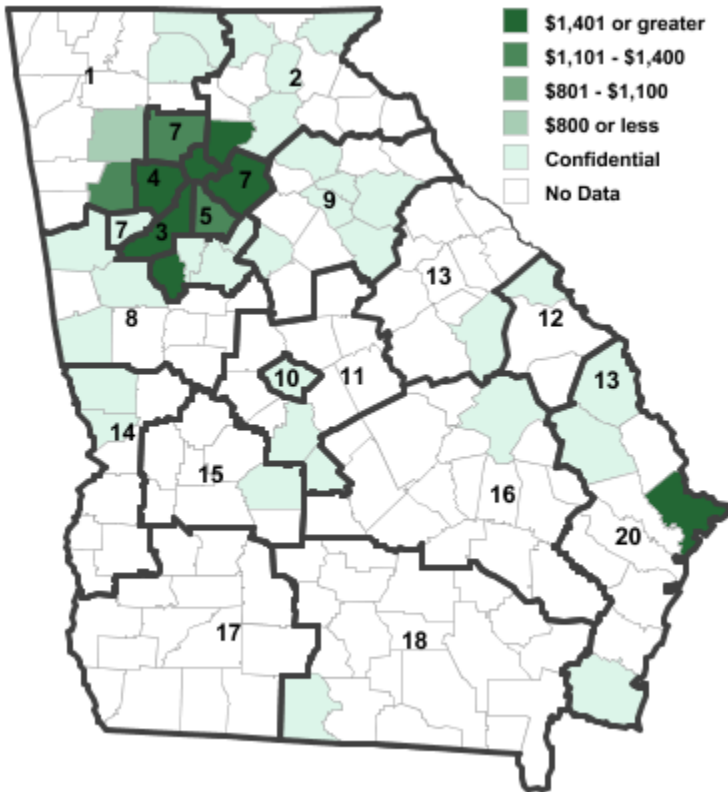
Employment



Establishments



Weekly Wages



Area

**Establish- Employ- Weekly
ments ment Wages**

Local Workforce Development Areas

1	Northwest Georgia	11	471	\$661
2	Georgia Mountains	31	1,268	\$1,694
3	City of Atlanta	63	1,034	\$1,768
4	Cobb County	32	597	\$1,600
5	DeKalb County	15	187	\$1,376
6	Fulton County	63	1,034	\$1,768
7	Atlanta Regional	110	4,905	\$2,010
8	West Central Georgia	3	***	***
9	Northeast Georgia	7	22	\$1,156
10	Macon-Bibb	1	***	***
11	Middle Georgia	5	***	***
12	Central Savannah River	1	***	***
13	East Central Georgia	1	***	***
14	Lower Chattahoochee	5	***	***
15	Middle Flint	1	***	***
16	Heart of Georgia-Altamaha	2	***	***
18	Southern Georgia	1	***	***
20	Coastal Georgia	8	125	\$1,136

Counties with largest values

135	Gwinnett	86	4,129	\$2,030
235	Pulaski	1	1	\$3,619

Note: *** Confidential - Industry group does not meet criteria for disclosure