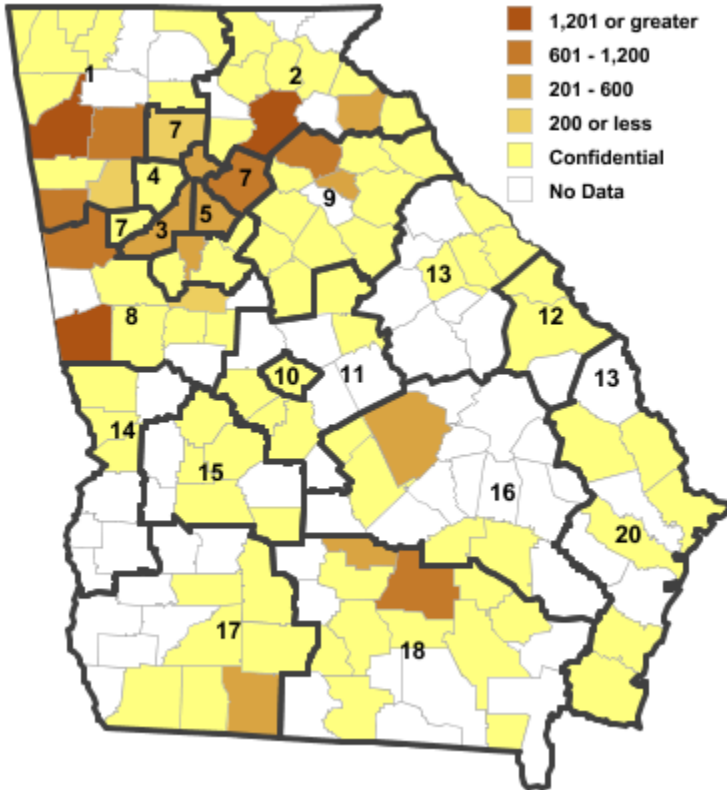


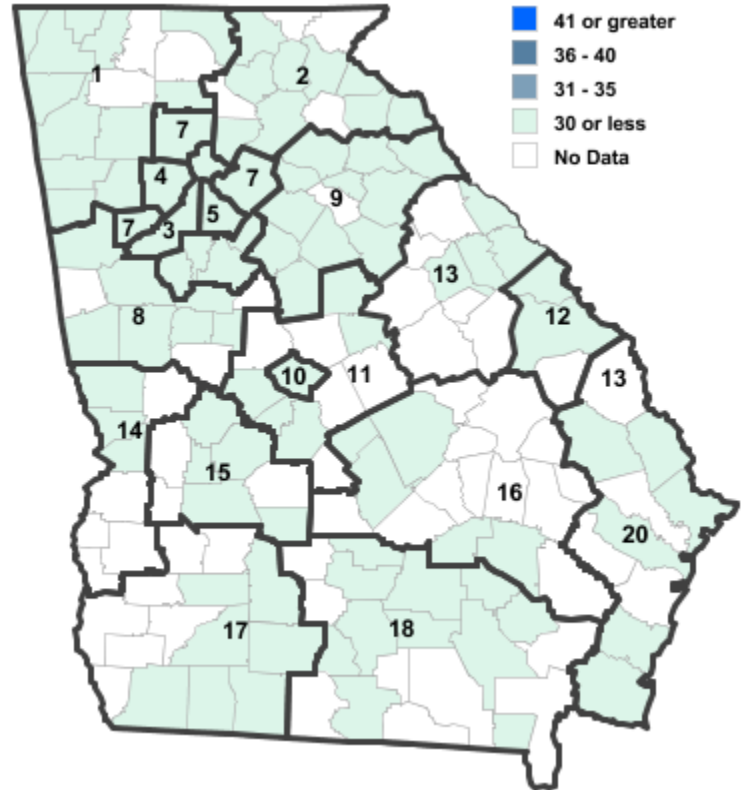
Annual Industry Averages from QCEW 2017

NAICS 336 : Transportation Equipment Manufacturing

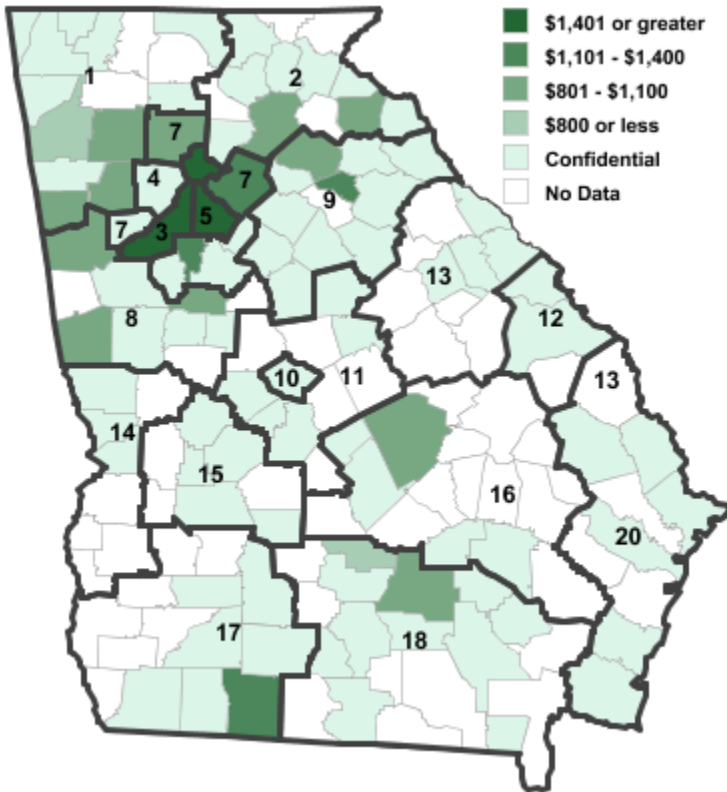
Employment



Establishments



Weekly Wages



Area

Establish- Employ- Weekly
ments ment Wages

Local Workforce Development Areas

1	Northwest Georgia	43	5,661	\$897
2	Georgia Mountains	35	3,548	\$990
3	City of Atlanta	30	488	\$1,690
4	Cobb County	21	***	***
5	DeKalb County	27	596	\$1,843
6	Fulton County	30	488	\$1,690
7	Atlanta Regional	36	1,217	\$1,136
8	West Central Georgia	38	10,021	\$992
9	Northeast Georgia	24	3,293	\$1,008
10	Macon-Bibb	1	***	***
11	Middle Georgia	15	3,299	\$1,073
12	Central Savannah River	10	1,668	\$1,187
13	East Central Georgia	8	966	\$1,199
14	Lower Chattahoochee	8	***	***
15	Middle Flint	7	261	\$734
16	Heart of Georgia-Altamaha	9	672	\$835
17	Southwest Georgia	21	843	\$924
18	Southern Georgia	32	2,990	\$761
20	Coastal Georgia	39	***	***

Counties with largest values

51	Chatham	25	9,452	\$1,963
121	Fulton	30	488	\$1,690
221	Oglethorpe	1	1	\$3,022

Note: *** Confidential - Industry group does not meet criteria for disclosure