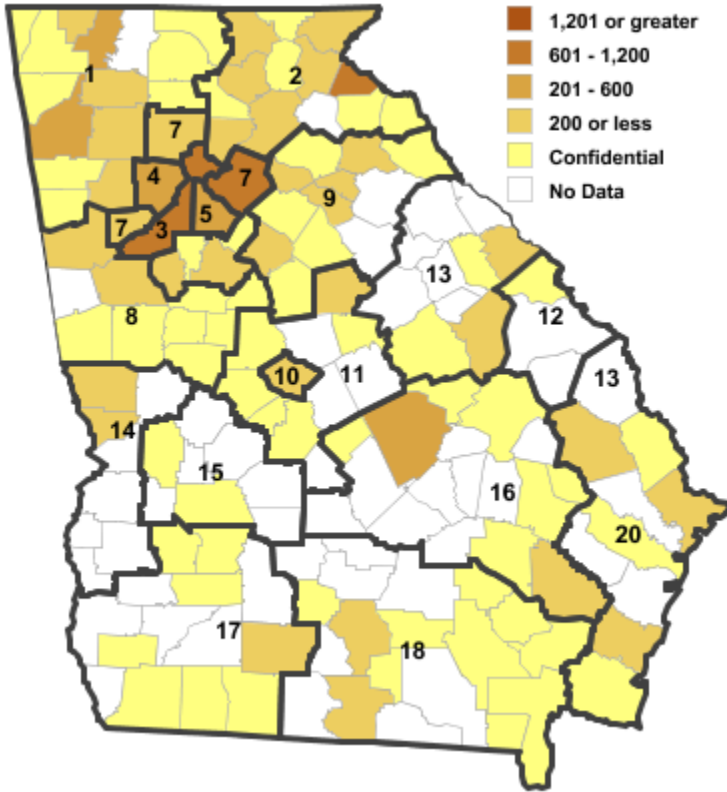


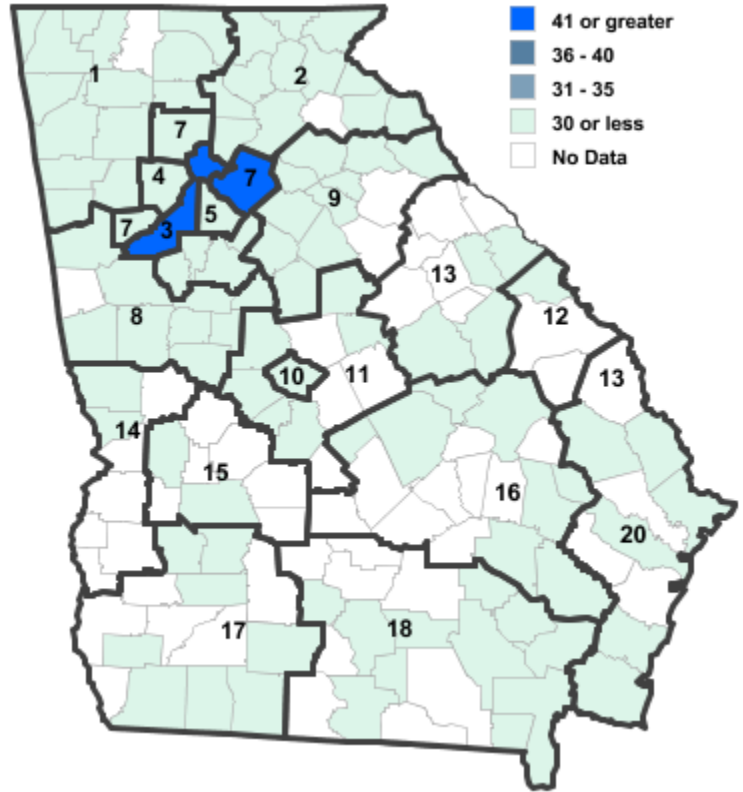
# Annual Industry Averages from QCEW 2017

## NAICS 337 : Furniture and Related Product Manufacturing

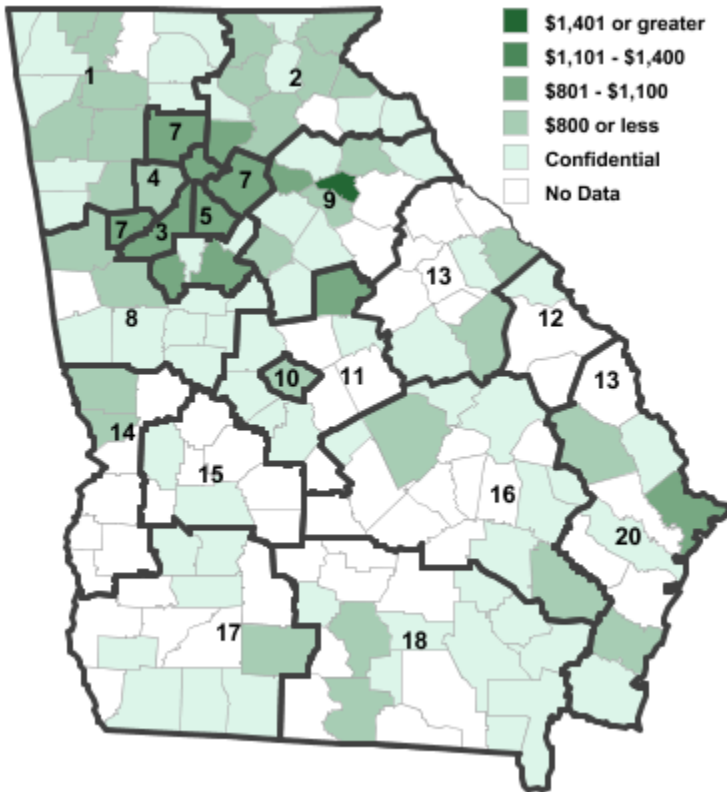
### Employment



### Establishments



### Weekly Wages



### Area

### Establish- Employ- Weekly ments ment Wages

#### Local Workforce Development Areas

1	Northwest Georgia	54	1,770	\$806
2	Georgia Mountains	51	1,241	\$820
3	City of Atlanta	49	1,037	\$942
4	Cobb County	21	434	\$771
5	DeKalb County	24	271	\$879
6	Fulton County	49	1,037	\$942
7	Atlanta Regional	106	1,724	\$922
8	West Central Georgia	23	726	\$655
9	Northeast Georgia	44	772	\$920
10	Macon-Bibb	9	62	\$619
11	Middle Georgia	11	75	\$638
12	Central Savannah River	1	***	***
13	East Central Georgia	16	168	\$660
14	Lower Chattahoochee	11	123	\$565
15	Middle Flint	5	201	\$541
16	Heart of Georgia-Altamaha	24	628	\$648
17	Southwest Georgia	21	547	\$567
18	Southern Georgia	23	780	\$736
20	Coastal Georgia	25	262	\$730

#### Counties with largest values

59	Clarke	5	136	\$1,701
121	Fulton	49	1,037	\$942
135	Gwinnett	63	1,005	\$946

Note: \*\*\* Confidential - Industry group does not meet criteria for disclosure