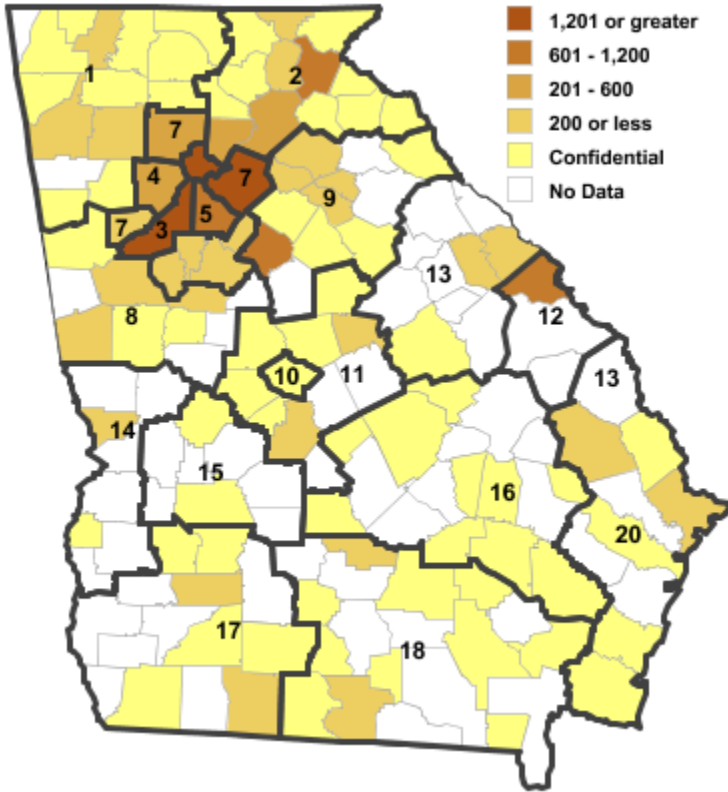


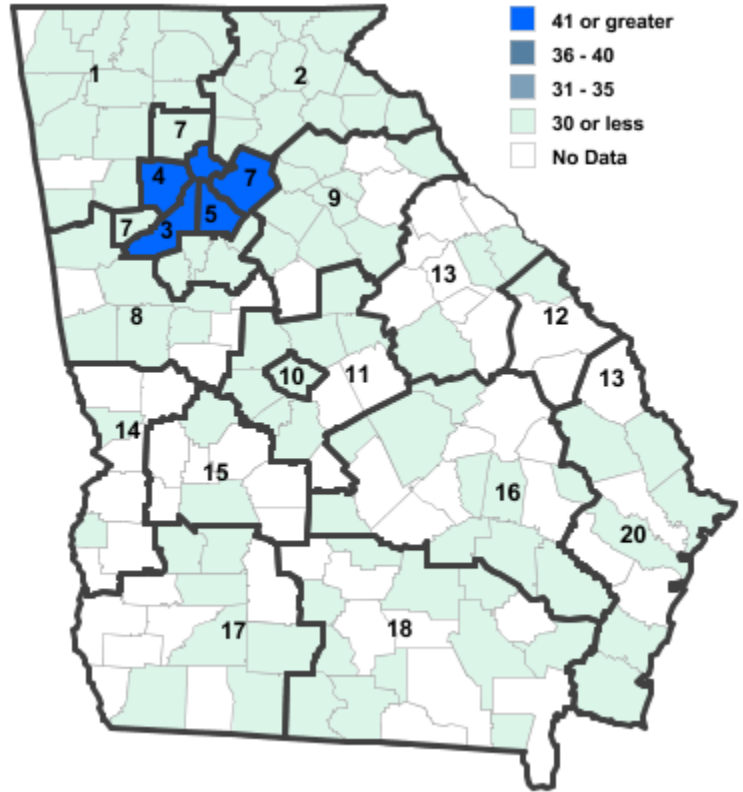
Annual Industry Averages from QCEW 2017

NAICS 339 : Miscellaneous Manufacturing

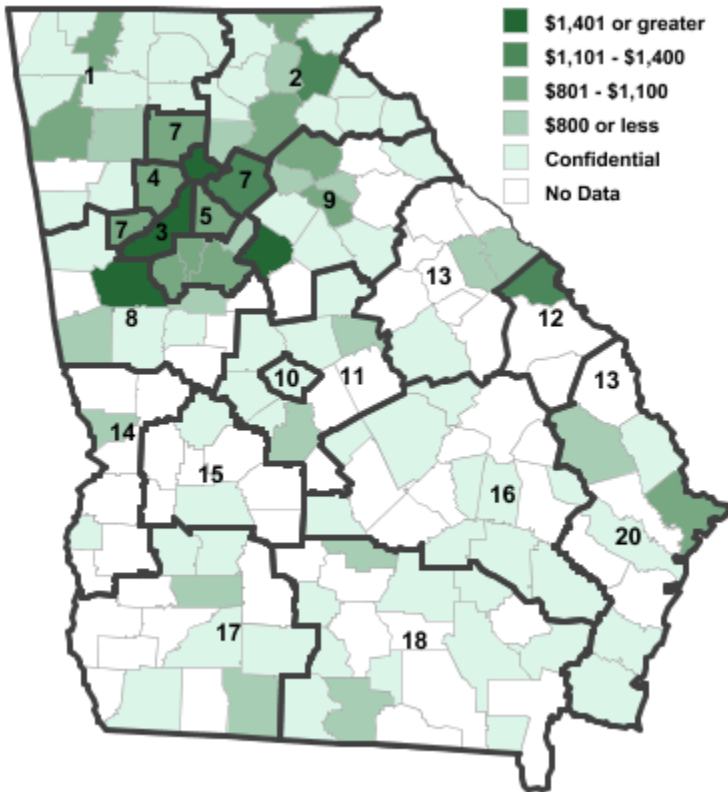
Employment



Establishments



Weekly Wages



Area

Establish- Employ- Weekly
ments ment Wages

Local Workforce Development Areas

1	Northwest Georgia	45	695	\$794
2	Georgia Mountains	81	2,068	\$1,048
3	City of Atlanta	96	1,499	\$1,835
4	Cobb County	59	538	\$831
5	DeKalb County	62	889	\$949
6	Fulton County	96	1,499	\$1,835
7	Atlanta Regional	188	2,700	\$1,111
8	West Central Georgia	27	433	\$987
9	Northeast Georgia	42	1,250	\$1,641
10	Macon-Bibb	14	***	***
11	Middle Georgia	17	48	\$571
12	Central Savannah River	14	643	\$1,133
13	East Central Georgia	11	35	\$598
14	Lower Chattahoochee	12	153	\$497
15	Middle Flint	2	***	***
16	Heart of Georgia-Altamaha	13	174	\$596
17	Southwest Georgia	22	141	\$740
18	Southern Georgia	17	166	\$798
20	Coastal Georgia	26	180	\$822

Counties with largest values

135	Gwinnett	114	1,816	\$1,146
211	Morgan	2	4	\$2,149

Note: *** Confidential - Industry group does not meet criteria for disclosure