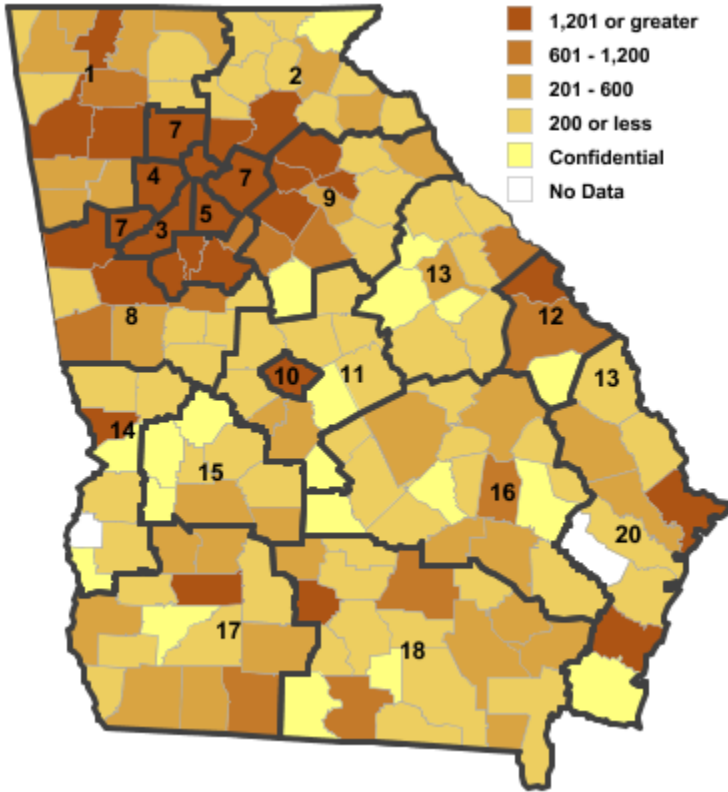


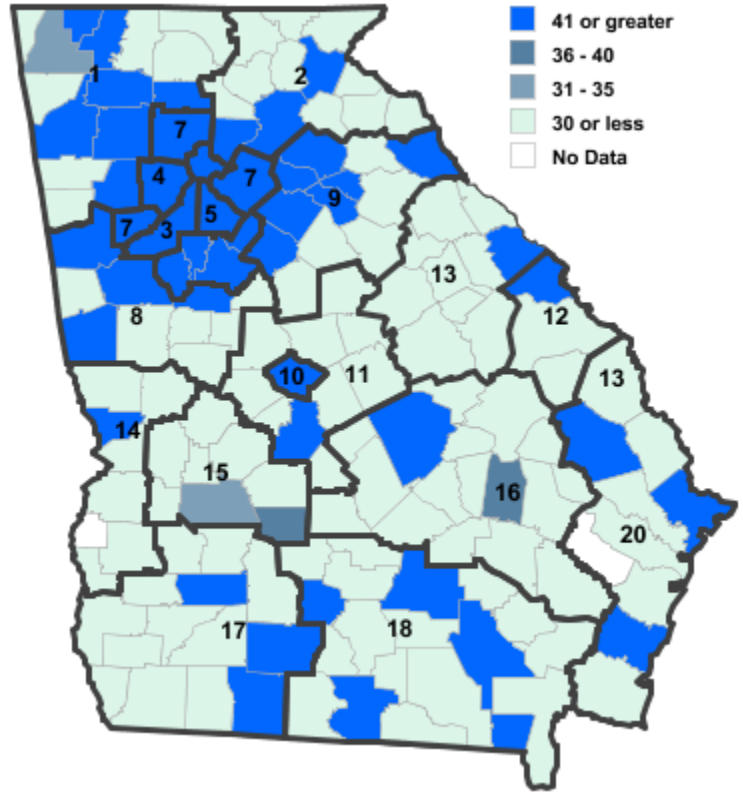
# Annual Industry Averages from QCEW 2017

## NAICS 42 : Wholesale Trade

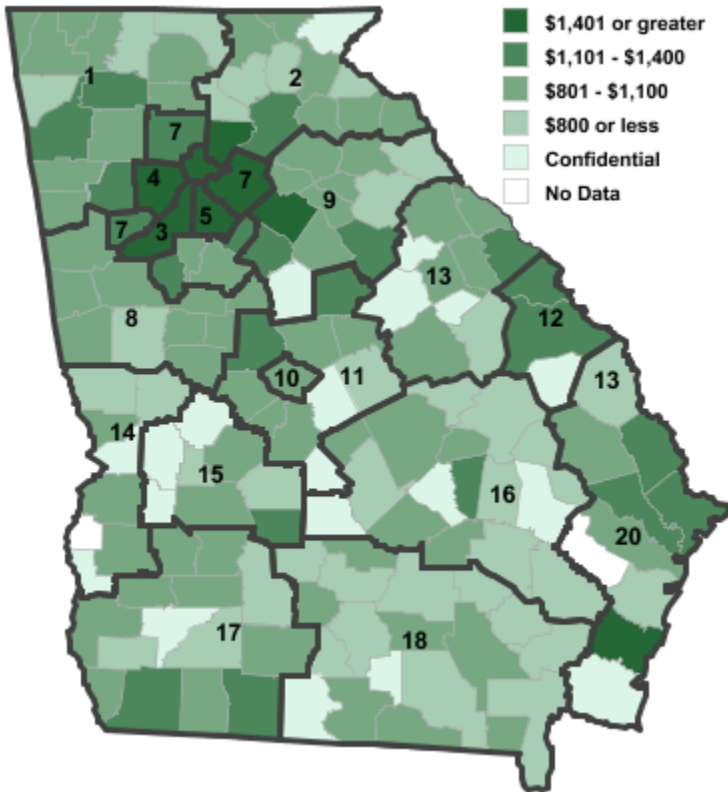
Employment



Establishments



Weekly Wages



Area

Establish- Employ- Weekly  
ments ment Wages

**Local Workforce Development Areas**

1	Northwest Georgia	870	10,546	\$1,002
2	Georgia Mountains	1,022	11,502	\$1,302
3	City of Atlanta	2,671	39,830	<b>\$1,871</b>
4	Cobb County	1,777	25,143	\$1,631
5	DeKalb County	1,048	12,078	\$1,553
6	Fulton County	2,671	39,830	\$1,871
7	Atlanta Regional	<b>3,692</b>	<b>47,650</b>	\$1,366
8	West Central Georgia	455	5,008	\$966
9	Northeast Georgia	651	11,522	\$984
10	Macon-Bibb	185	2,384	\$1,062
11	Middle Georgia	176	1,255	\$951
12	Central Savannah River	212	3,412	\$1,176
13	East Central Georgia	155	1,459	\$967
14	Lower Chattahoochee	181	2,418	\$941
15	Middle Flint	102	1,275	\$914
16	Heart of Georgia-Altamaha	243	2,730	\$789
17	Southwest Georgia	442	5,579	\$1,000
18	Southern Georgia	454	5,735	\$828
20	Coastal Georgia	624	8,637	\$1,239

**Counties with largest values**

121	Fulton	<b>2,671</b>	<b>39,843</b>	<b>\$1,871</b>
-----	--------	--------------	---------------	----------------

Note: \*\*\* Confidential - Industry group does not meet criteria for disclosure