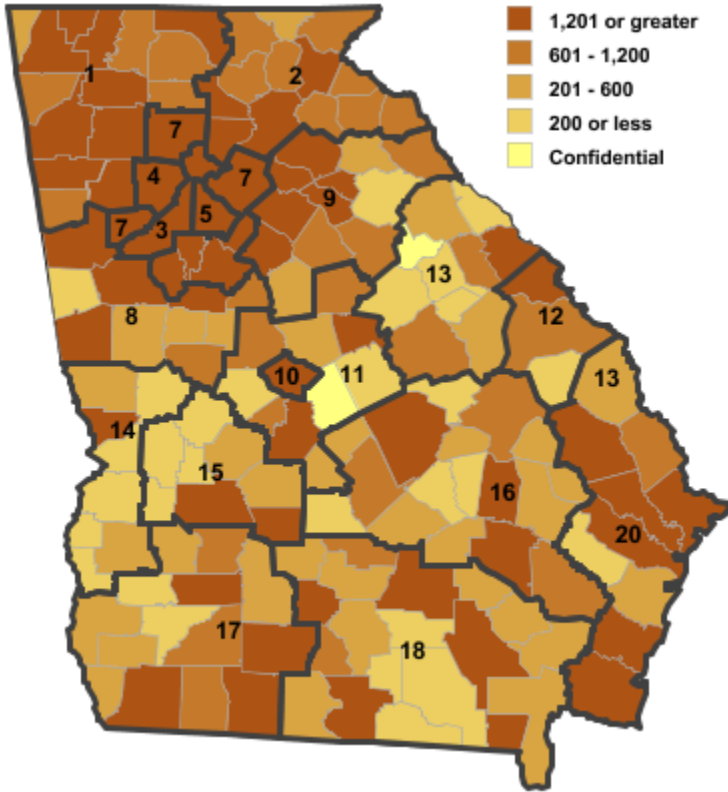


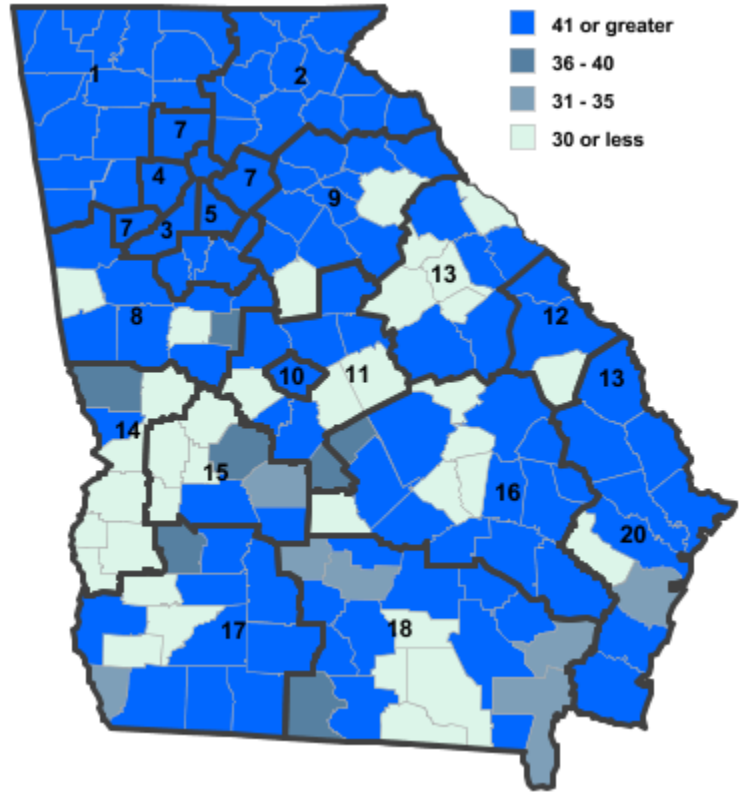
Annual Industry Averages from QCEW 2017

NAICS 44-45 : Retail Trade

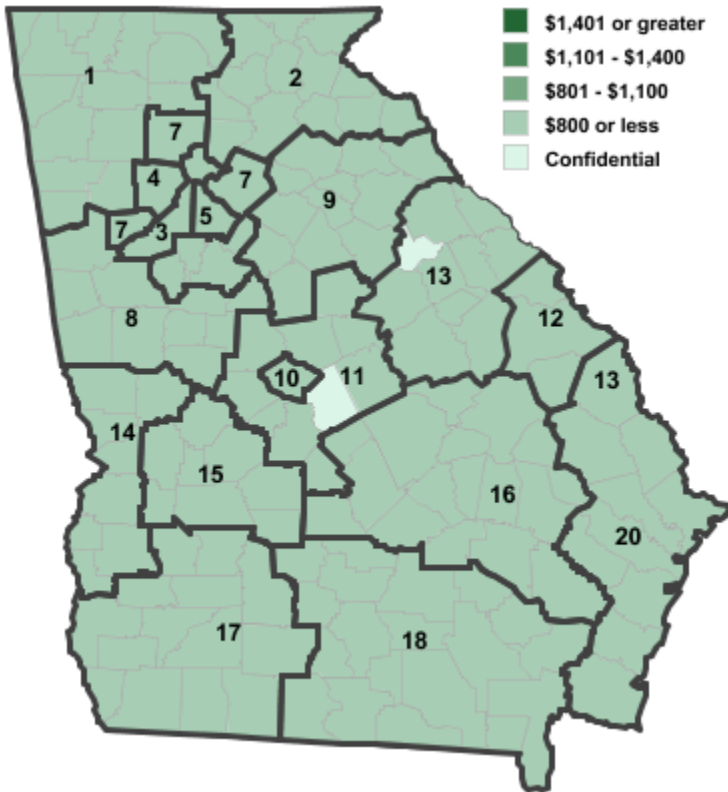
Employment



Establishments



Weekly Wages



Area

Establish- Employ- Weekly
ments ment Wages

Local Workforce Development Areas

Area	Establishments	Employment	Weekly Wages
1 Northwest Georgia	2,531	33,641	\$512
2 Georgia Mountains	2,122	30,783	\$512
3 City of Atlanta	3,559	61,892	\$723
4 Cobb County	2,139	42,225	\$685
5 DeKalb County	2,072	34,180	\$662
6 Fulton County	3,559	61,892	\$723
7 Atlanta Regional	5,373	98,817	\$577
8 West Central Georgia	1,450	20,582	\$531
9 Northeast Georgia	1,615	24,663	\$525
10 Macon-Bibb	721	10,930	\$512
11 Middle Georgia	975	13,983	\$469
12 Central Savannah River	791	11,706	\$494
13 East Central Georgia	588	8,689	\$545
14 Lower Chattahoochee	836	11,497	\$487
15 Middle Flint	354	3,460	\$463
16 Heart of Georgia-Altamaha	1,081	11,535	\$471
17 Southwest Georgia	1,385	16,081	\$481
18 Southern Georgia	1,586	18,224	\$492
20 Coastal Georgia	2,506	35,108	\$518

Counties with largest values

121 Fulton	3,559	61,913	\$723
------------	-------	--------	-------

Note: *** Confidential - Industry group does not meet criteria for disclosure