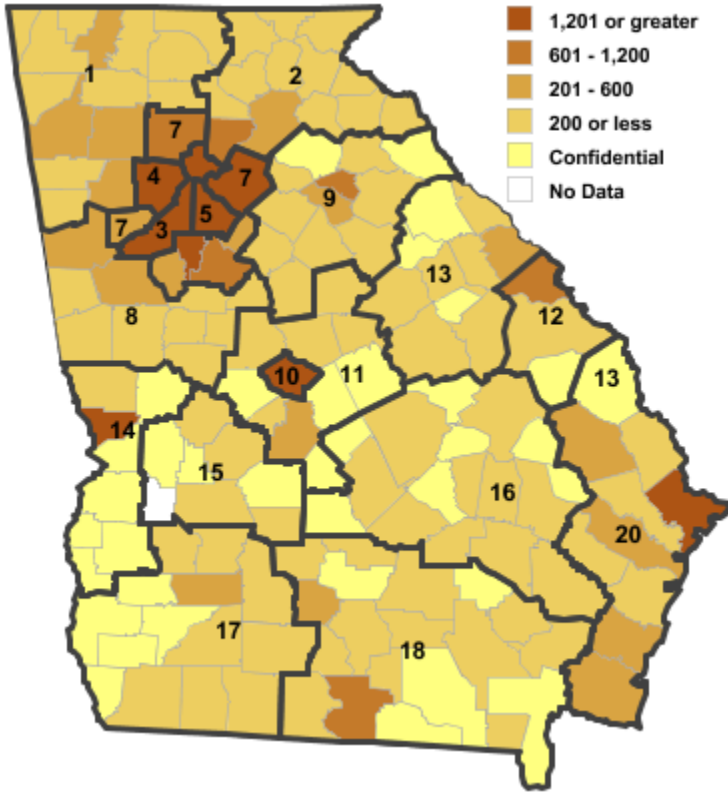


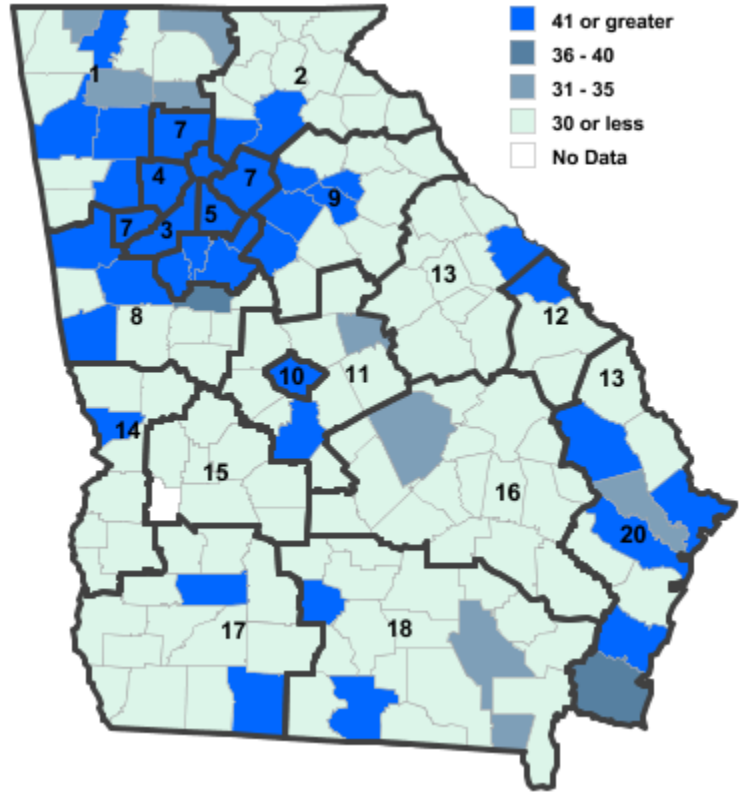
Annual Industry Averages from QCEW 2017

NAICS 53 : Real Estate and Rental and Leasing

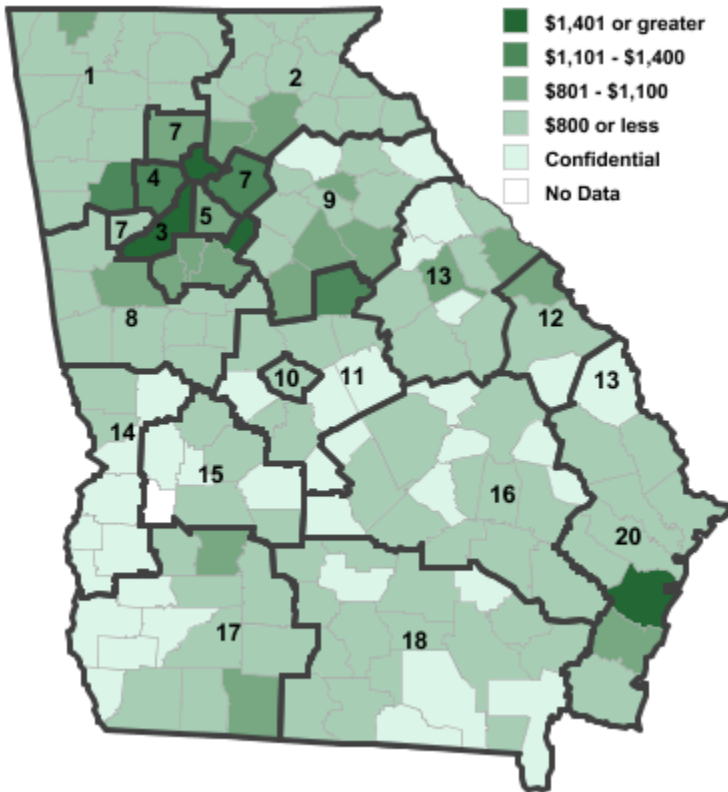
Employment



Establishments



Weekly Wages



Area

Establish- Employ- Weekly ments ment Wages

Local Workforce Development Areas

1	Northwest Georgia	525	2,070	\$789
2	Georgia Mountains	611	1,863	\$798
3	City of Atlanta	2,572	22,435	\$1,429
4	Cobb County	1,043	6,271	\$1,290
5	DeKalb County	874	4,596	\$1,003
6	Fulton County	2,572	22,435	\$1,429
7	Atlanta Regional	1,905	10,647	\$1,053
8	West Central Georgia	356	1,077	\$695
9	Northeast Georgia	538	3,102	\$658
10	Macon-Bibb	184	1,281	\$761
11	Middle Georgia	196	617	\$608
12	Central Savannah River	189	959	\$825
13	East Central Georgia	141	541	\$760
14	Lower Chattahoochee	271	1,657	\$750
15	Middle Flint	69	245	\$551
16	Heart of Georgia-Altamaha	124	378	\$579
17	Southwest Georgia	270	1,065	\$684
18	Southern Georgia	297	1,338	\$630
20	Coastal Georgia	748	3,757	\$751

Counties with largest values

121	Fulton	2,572	22,440	\$1,429
191	McIntosh	3	4	\$1,757

Note: *** Confidential - Industry group does not meet criteria for disclosure