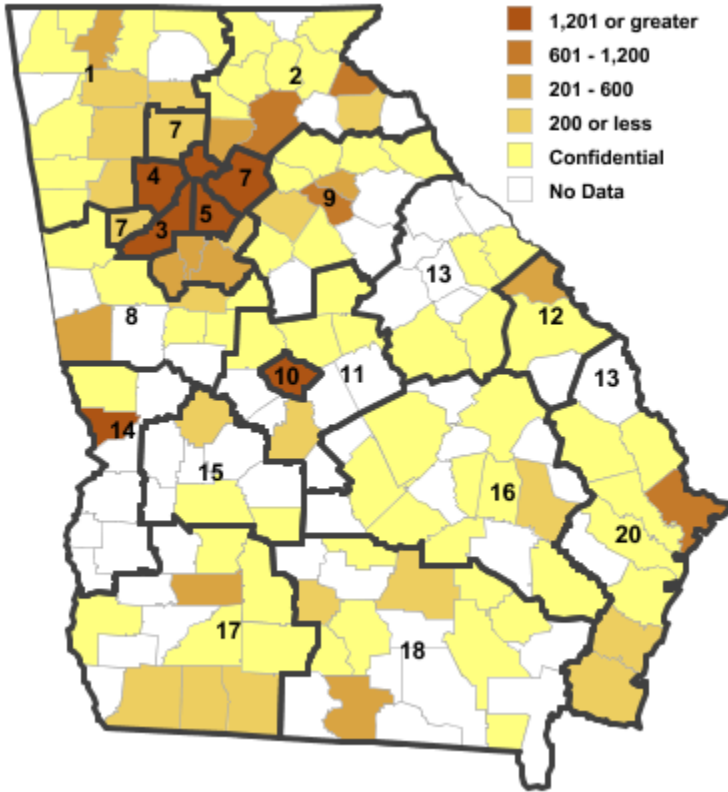


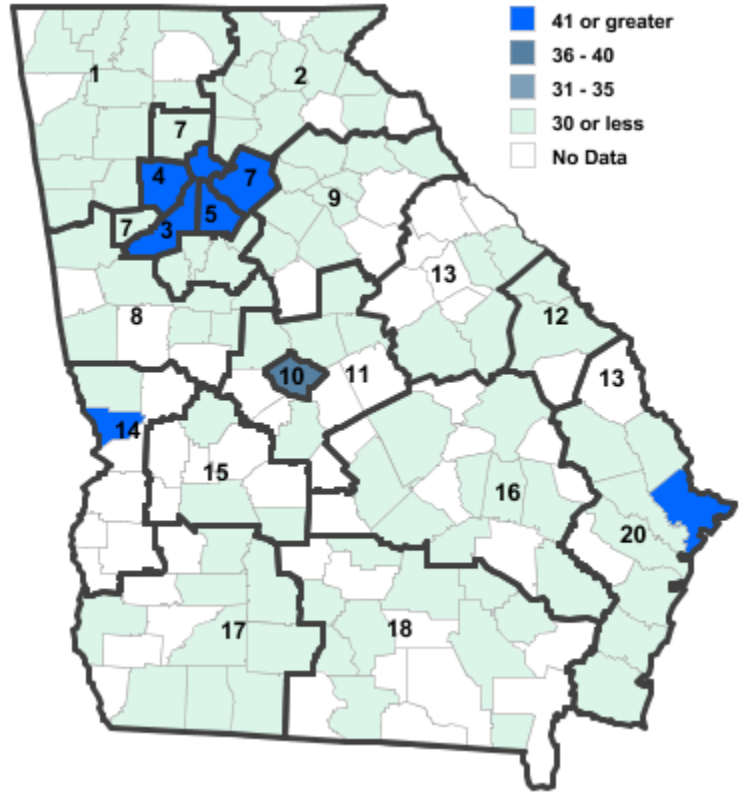
# Annual Industry Averages from QCEW 2017

## NAICS 55 : Management of Companies and Enterprises

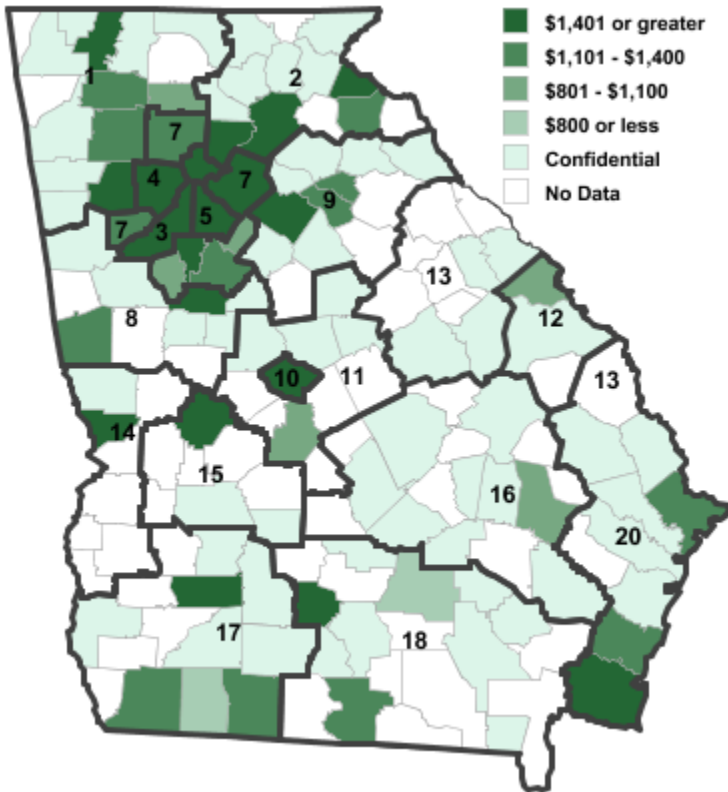
Employment



Establishments



Weekly Wages



Area

Establish- Employ- Weekly  
ments ment Wages

**Local Workforce Development Areas**

1	Northwest Georgia	44	857	\$1,579
2	Georgia Mountains	71	2,646	\$1,653
3	City of Atlanta	380	21,011	\$2,657
4	Cobb County	151	12,036	\$2,260
5	DeKalb County	93	7,333	\$2,018
6	Fulton County	380	21,011	\$2,657
7	Atlanta Regional	203	11,931	\$2,002
8	West Central Georgia	26	1,486	\$1,656
9	Northeast Georgia	48	1,526	\$1,326
10	Macon-Bibb	38	2,024	\$1,494
11	Middle Georgia	17	141	\$1,049
12	Central Savannah River	20	231	\$1,123
13	East Central Georgia	19	919	\$1,094
14	Lower Chattahoochee	49	1,301	\$3,109
15	Middle Flint	8	164	\$1,238
16	Heart of Georgia-Altamaha	21	765	\$942
17	Southwest Georgia	31	479	\$1,725
18	Southern Georgia	31	525	\$1,318
20	Coastal Georgia	94	1,146	\$1,407

**Counties with largest values**

39	Camden	5	71	\$4,004
121	Fulton	380	21,034	\$2,655

Note: \*\*\* Confidential - Industry group does not meet criteria for disclosure