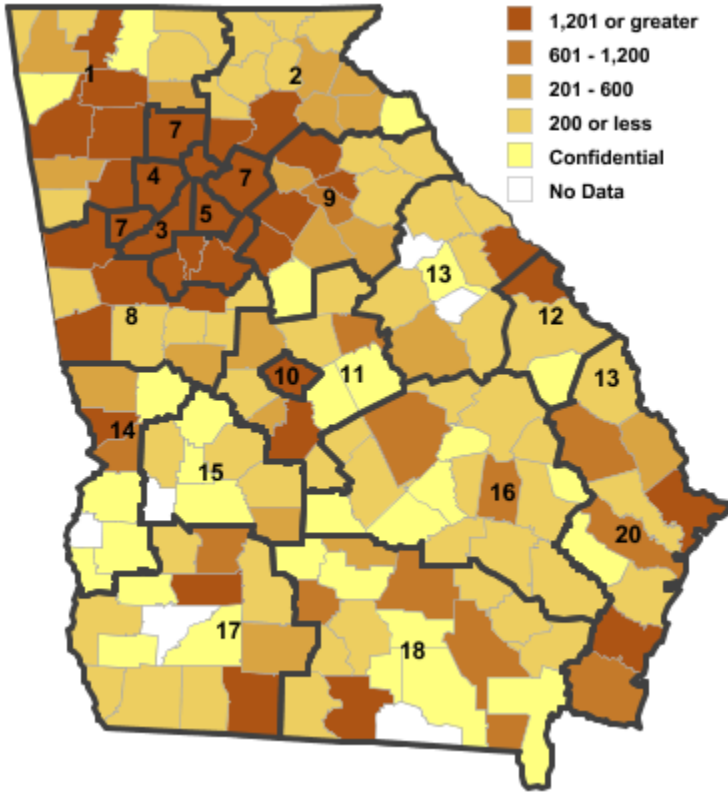


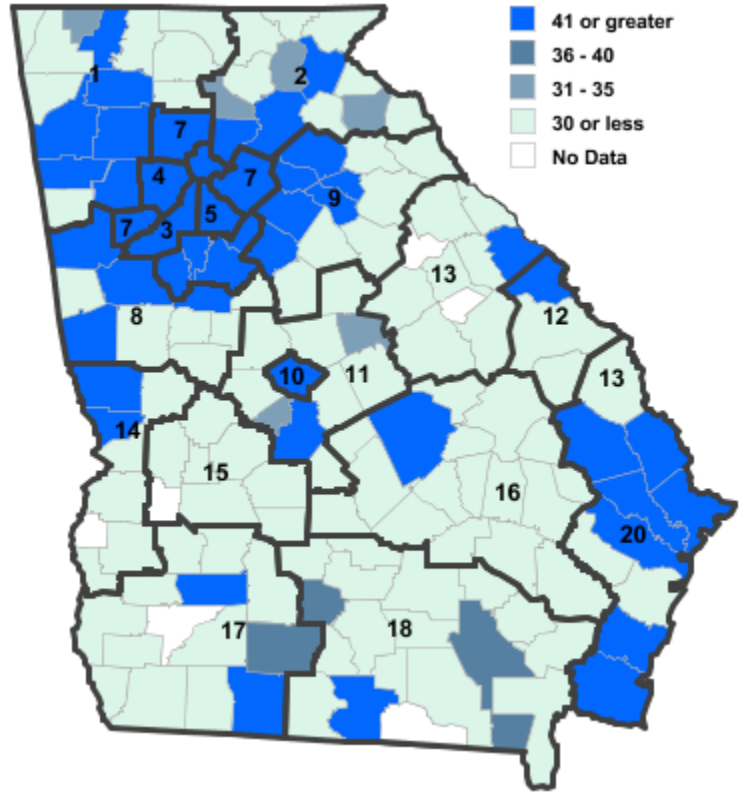
Annual Industry Averages from QCEW 2017

NAICS 56 : Administrative and Support and Waste Management

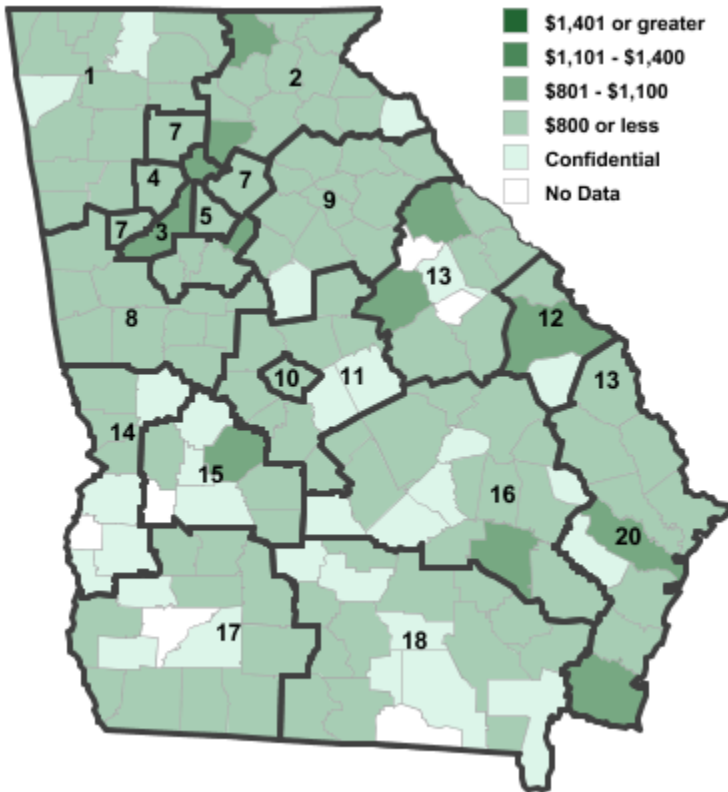
Employment



Establishments



Weekly Wages



Area

Establish- Employ- Weekly
ments ment Wages

Local Workforce Development Areas

1	Northwest Georgia	796	10,265	\$585
2	Georgia Mountains	915	13,931	\$676
3	City of Atlanta	2,723	79,533	\$1,004
4	Cobb County	1,430	32,024	\$770
5	DeKalb County	933	20,108	\$772
6	Fulton County	2,723	79,533	\$1,004
7	Atlanta Regional	2,971	54,780	\$641
8	West Central Georgia	487	13,424	\$498
9	Northeast Georgia	737	11,551	\$526
10	Macon-Bibb	213	5,097	\$519
11	Middle Georgia	298	4,632	\$527
12	Central Savannah River	262	9,448	\$541
13	East Central Georgia	245	2,961	\$493
14	Lower Chattahoochee	333	6,164	\$541
15	Middle Flint	64	922	\$436
16	Heart of Georgia-Altamaha	173	3,747	\$508
17	Southwest Georgia	341	8,738	\$509
18	Southern Georgia	354	6,734	\$545
20	Coastal Georgia	960	16,566	\$619

Counties with largest values

121	Fulton	2,724	80,303	\$1,019
289	Twiggs	2	16	\$1,546

Note: *** Confidential - Industry group does not meet criteria for disclosure