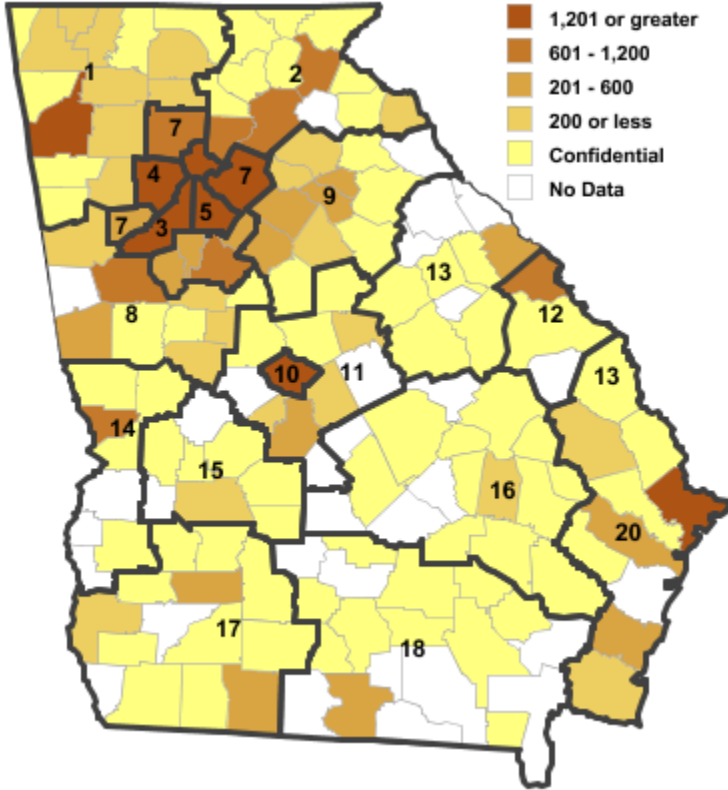


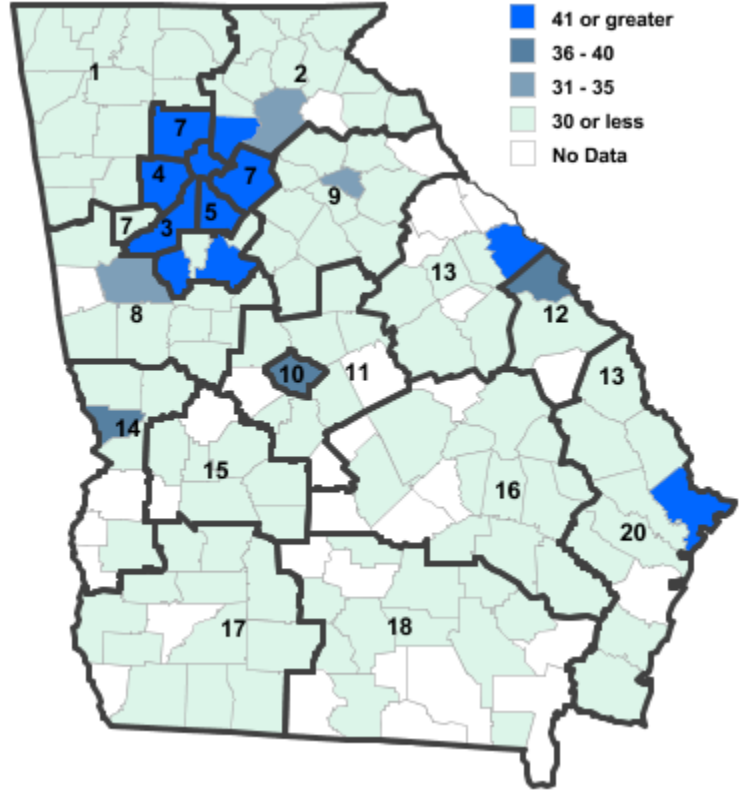
# Annual Industry Averages from QCEW 2017

## NAICS 61 : Educational Services

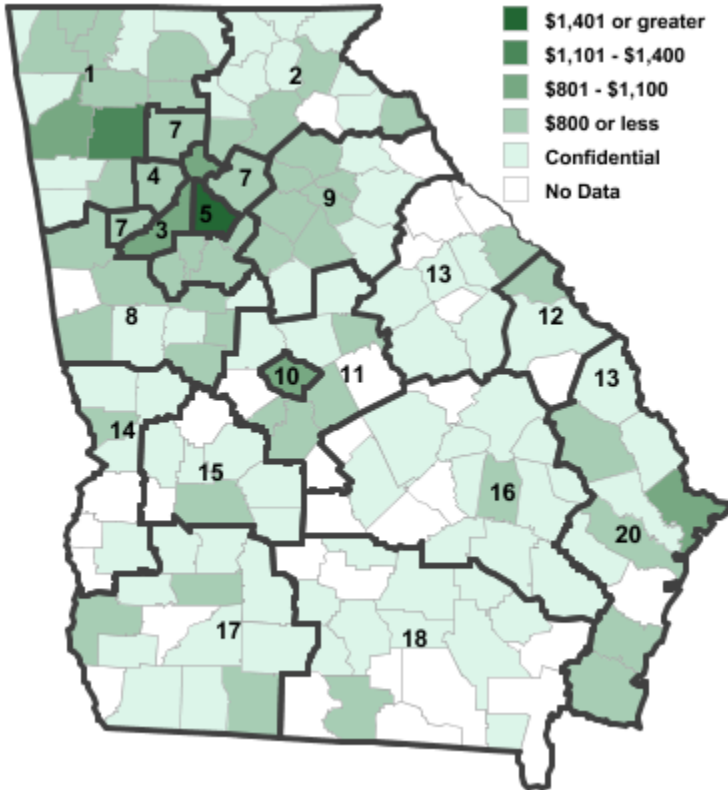
Employment



Establishments



Weekly Wages



Area

Establish- Employ- Weekly  
ments ment Wages

**Local Workforce Development Areas**

1	Northwest Georgia	103	2,167	\$801
2	Georgia Mountains	159	4,225	\$595
3	City of Atlanta	671	16,721	\$944
4	Cobb County	334	4,163	\$678
5	DeKalb County	298	18,429	\$1,725
6	Fulton County	671	16,721	\$944
7	Atlanta Regional	578	6,982	\$647
8	West Central Georgia	89	1,613	\$556
9	Northeast Georgia	118	2,014	\$467
10	Macon-Bibb	37	2,380	\$892
11	Middle Georgia	43	598	\$469
12	Central Savannah River	43	837	\$585
13	East Central Georgia	48	704	\$480
14	Lower Chattahoochee	49	780	\$573
15	Middle Flint	11	237	\$543
16	Heart of Georgia-Altamaha	25	584	\$424
17	Southwest Georgia	49	1,091	\$614
18	Southern Georgia	44	549	\$481
20	Coastal Georgia	131	4,210	\$981

**Counties with largest values**

89	DeKalb	298	18,429	\$1,725
121	Fulton	671	16,721	\$944

Note: \*\*\* Confidential - Industry group does not meet criteria for disclosure