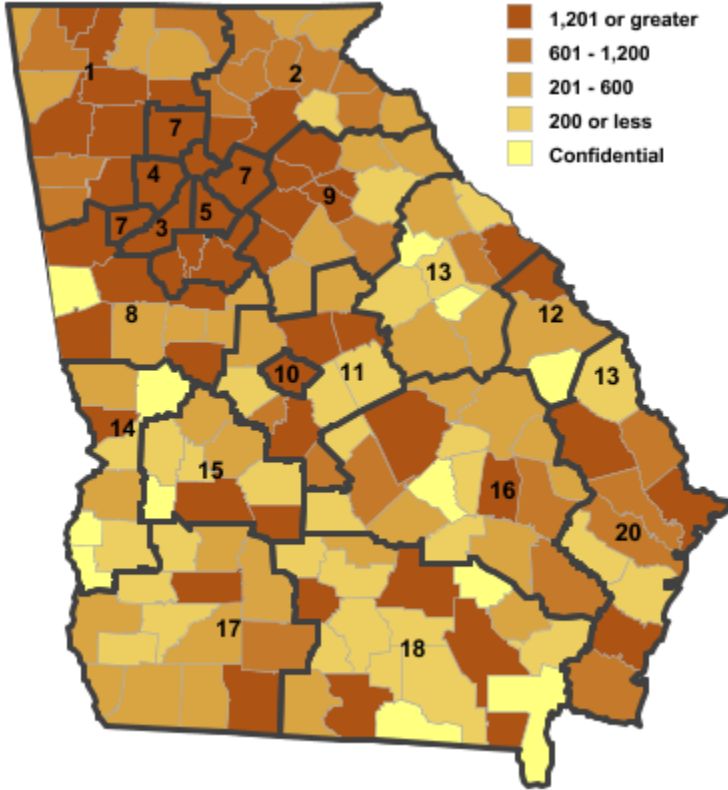
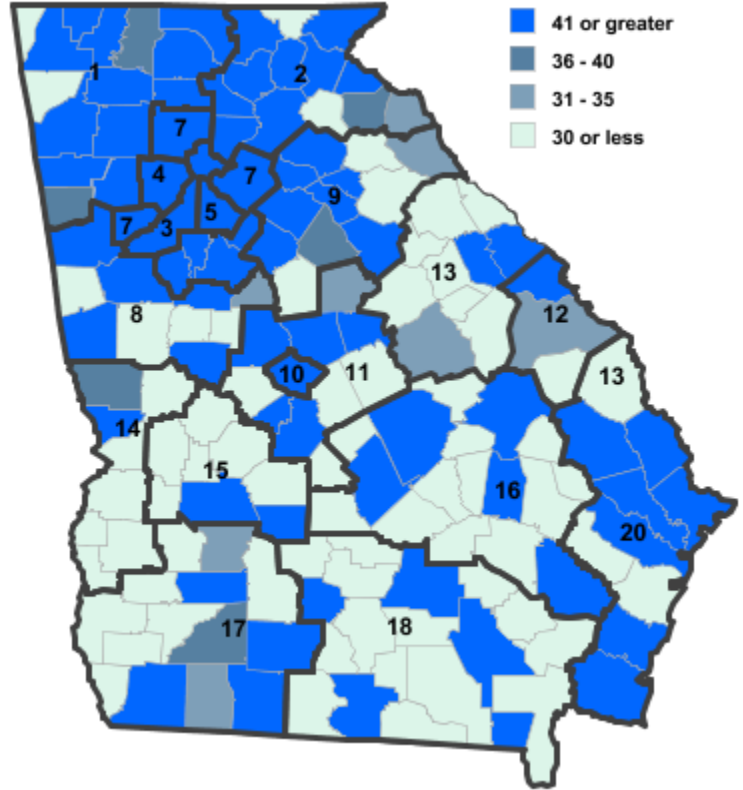


Annual Industry Averages from QCEW 2017 NAICS 62 : Health Care and Social Assistance

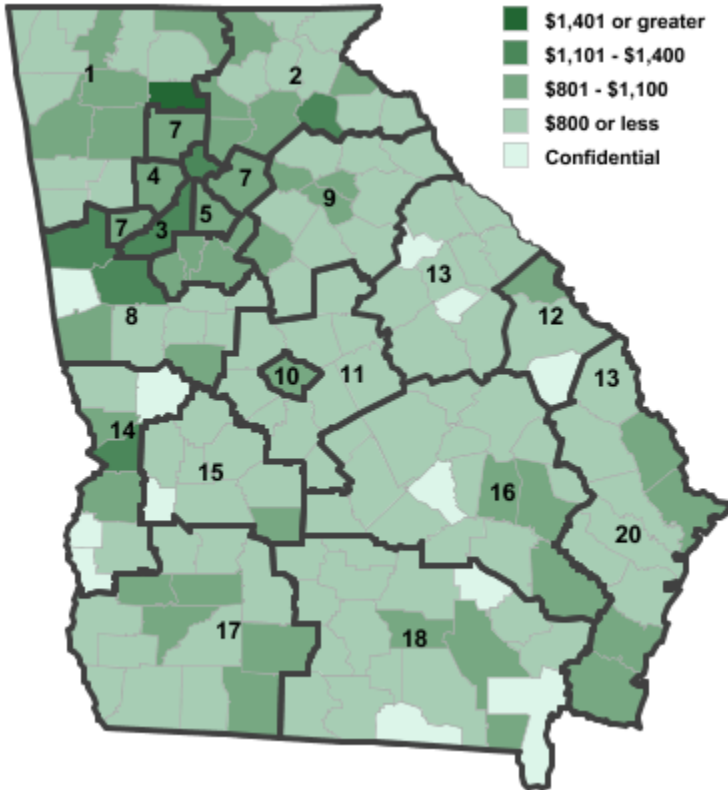
Employment



Establishments



Weekly Wages



Area

Establish- Employ- Weekly ments ment Wages

Local Workforce Development Areas

1	Northwest Georgia	1,422	29,070	\$907
2	Georgia Mountains	1,528	28,181	\$954
3	City of Atlanta	3,974	88,031	\$1,175
4	Cobb County	2,051	36,021	\$1,085
5	DeKalb County	1,994	42,581	\$974
6	Fulton County	3,974	88,031	\$1,175
7	Atlanta Regional	4,480	68,069	\$898
8	West Central Georgia	908	20,928	\$942
9	Northeast Georgia	1,216	20,698	\$884
10	Macon-Bibb	578	15,377	\$1,004
11	Middle Georgia	681	10,560	\$653
12	Central Savannah River	675	18,715	\$1,011
13	East Central Georgia	451	6,220	\$674
14	Lower Chattahoochee	741	13,234	\$893
15	Middle Flint	181	3,835	\$663
16	Heart of Georgia-Altamaha	572	9,600	\$750
17	Southwest Georgia	778	15,603	\$926
18	Southern Georgia	860	12,868	\$749
20	Coastal Georgia	1,590	32,206	\$922

Counties with largest values

121	Fulton	3,974	88,050	\$1,174
227	Pickens	70	1,288	\$1,610

Note: *** Confidential - Industry group does not meet criteria for disclosure