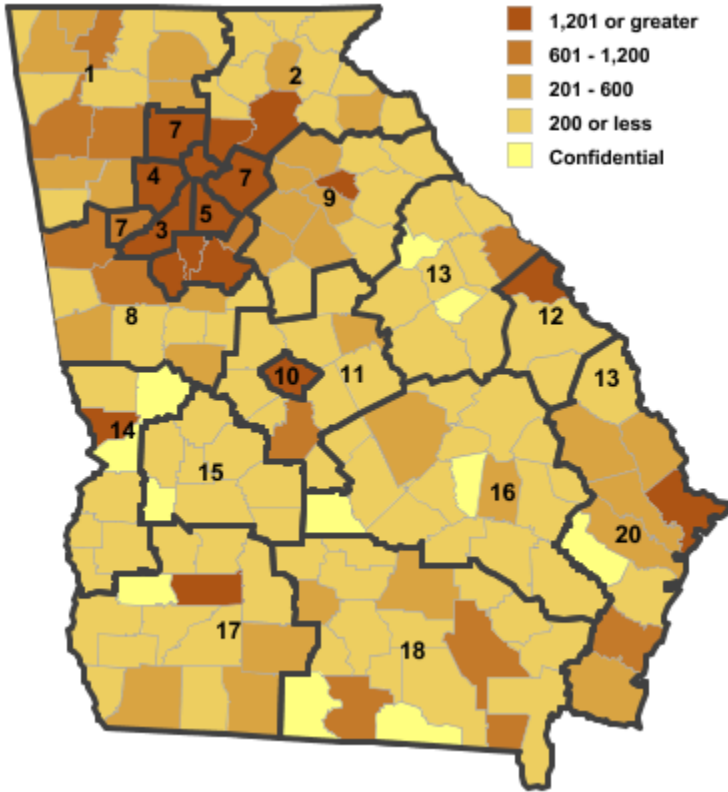


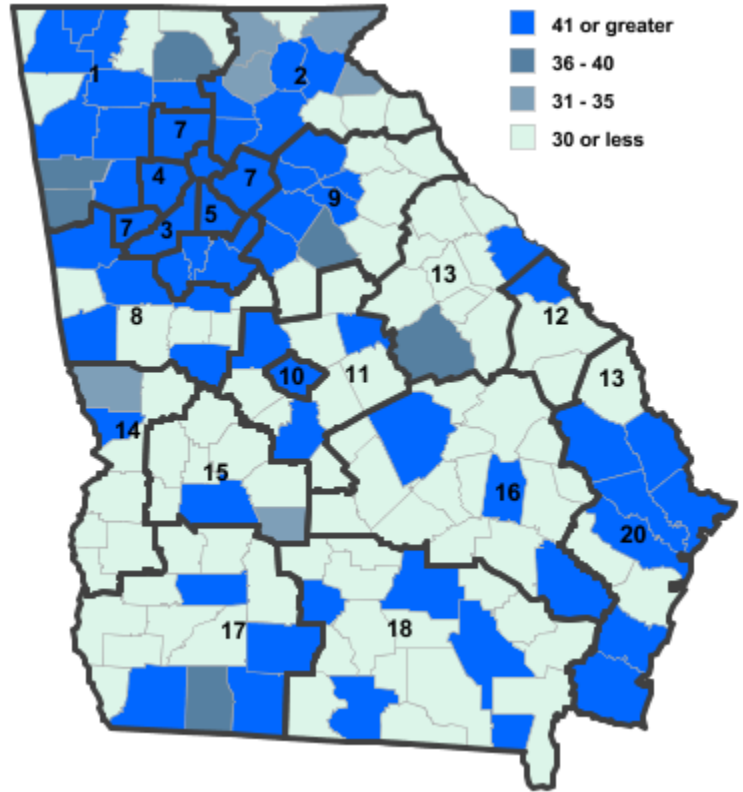
# Annual Industry Averages from QCEW 2017

## NAICS 81 : Other Services (except Public Administration)

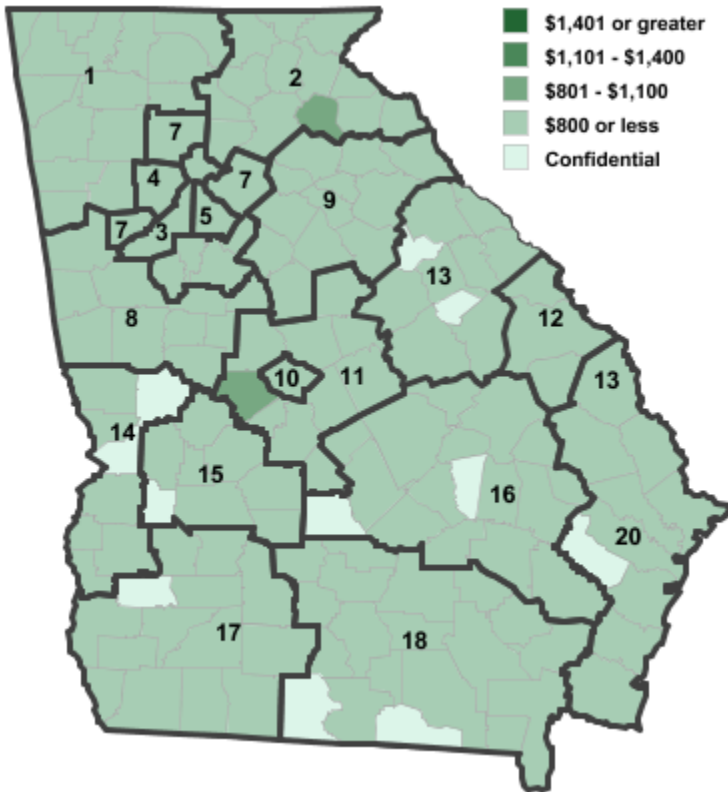
Employment



Establishments



Weekly Wages



Area

Establish- Employ- Weekly  
ments ment Wages

**Local Workforce Development Areas**

1	Northwest Georgia	955	5,430	\$606
2	Georgia Mountains	934	5,063	\$598
3	City of Atlanta	3,474	23,538	\$791
4	Cobb County	1,512	9,319	\$698
5	DeKalb County	1,486	8,696	\$740
6	Fulton County	3,474	23,538	\$791
7	Atlanta Regional	2,984	17,400	\$686
8	West Central Georgia	632	3,249	\$611
9	Northeast Georgia	808	4,313	\$592
10	Macon-Bibb	316	1,760	\$666
11	Middle Georgia	392	1,822	\$648
12	Central Savannah River	355	2,686	\$587
13	East Central Georgia	342	1,577	\$547
14	Lower Chattahoochee	430	2,778	\$655
15	Middle Flint	133	460	\$582
16	Heart of Georgia-Altamaha	331	1,365	\$519
17	Southwest Georgia	602	3,569	\$517
18	Southern Georgia	544	3,089	\$496
20	Coastal Georgia	1,140	7,605	\$625

**Counties with largest values**

53	Chattahoochee	3	77	\$4,030
121	Fulton	3,474	23,548	\$791

Note: \*\*\* Confidential - Industry group does not meet criteria for disclosure