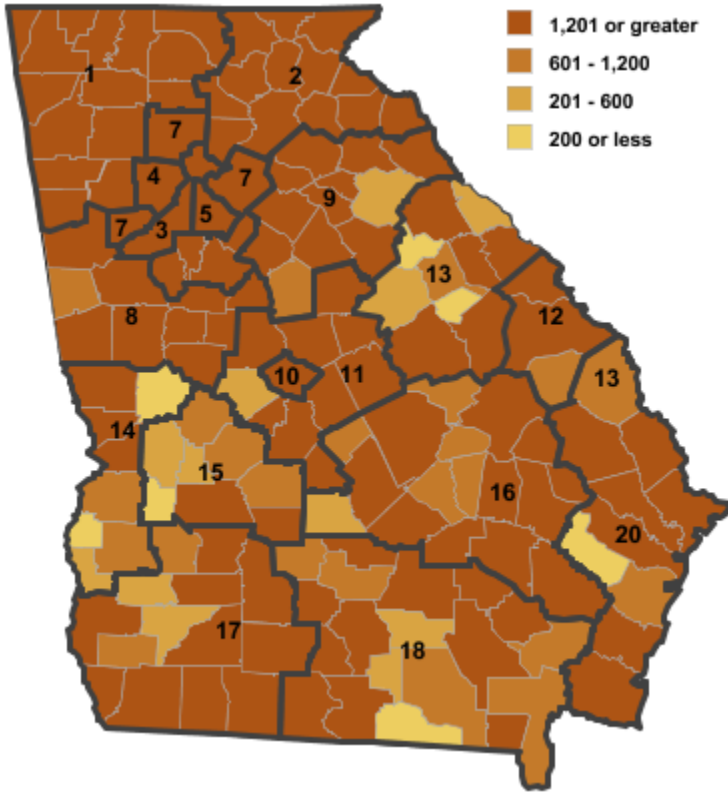
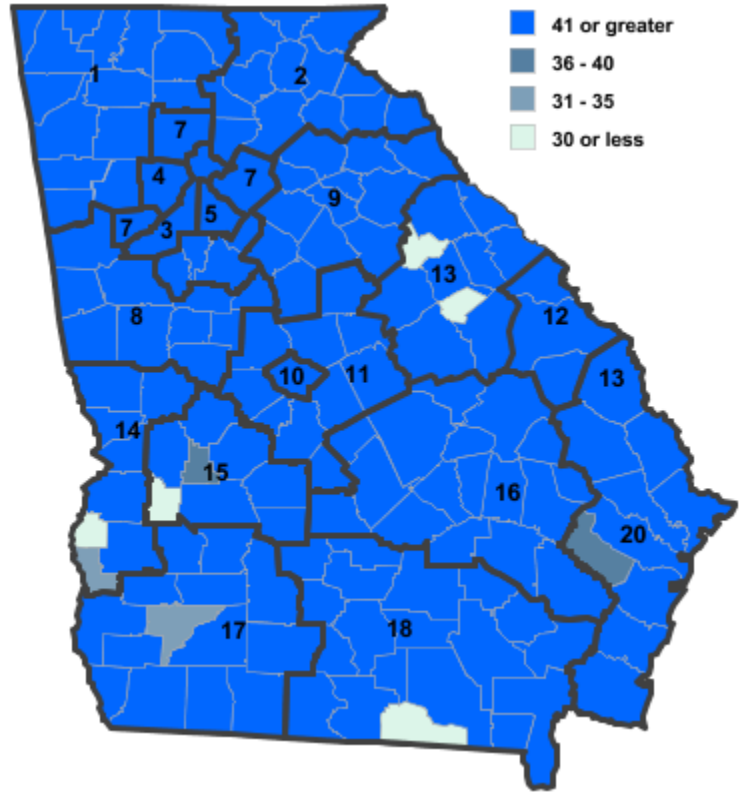


Annual Industry Averages from QCEW 2017 NAICS Super Sector - Service-Providing Domain

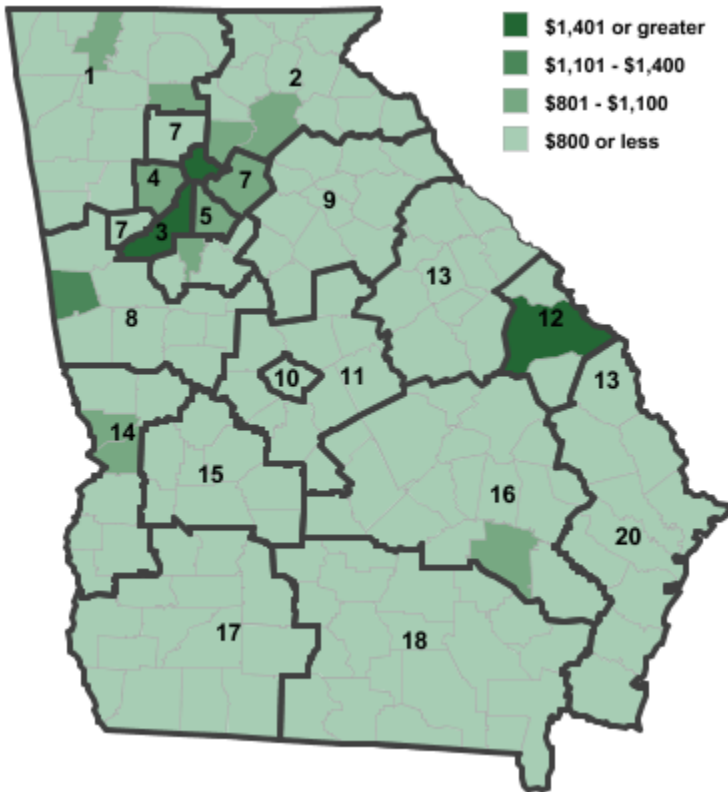
Employment



Establishments



Weekly Wages



Area

Establish- Employ- Weekly
ments ment Wages

Local Workforce Development Areas

1	Northwest Georgia	11,249	144,452	\$696
2	Georgia Mountains	12,092	149,671	\$810
3	City of Atlanta	37,328	700,524	\$1,439
4	Cobb County	18,063	277,817	\$1,092
5	DeKalb County	14,937	230,421	\$1,061
6	Fulton County	37,328	700,524	\$1,439
7	Atlanta Regional	36,744	533,903	\$912
8	West Central Georgia	6,980	98,995	\$681
9	Northeast Georgia	9,122	120,722	\$686
10	Macon-Bibb	3,529	64,678	\$790
11	Middle Georgia	4,442	55,467	\$586
12	Central Savannah River	4,026	77,809	\$826
13	East Central Georgia	3,066	34,189	\$620
14	Lower Chattahoochee	4,426	70,951	\$813
15	Middle Flint	1,369	15,400	\$598
16	Heart of Georgia-Altamaha	3,881	45,719	\$623
17	Southwest Georgia	5,939	74,687	\$671
18	Southern Georgia	6,364	80,245	\$592
20	Coastal Georgia	12,961	184,671	\$702

Counties with largest values

121	Fulton	37,337	701,583	\$1,440
-----	--------	--------	---------	---------

Note: *** Confidential - Industry group does not meet criteria for disclosure