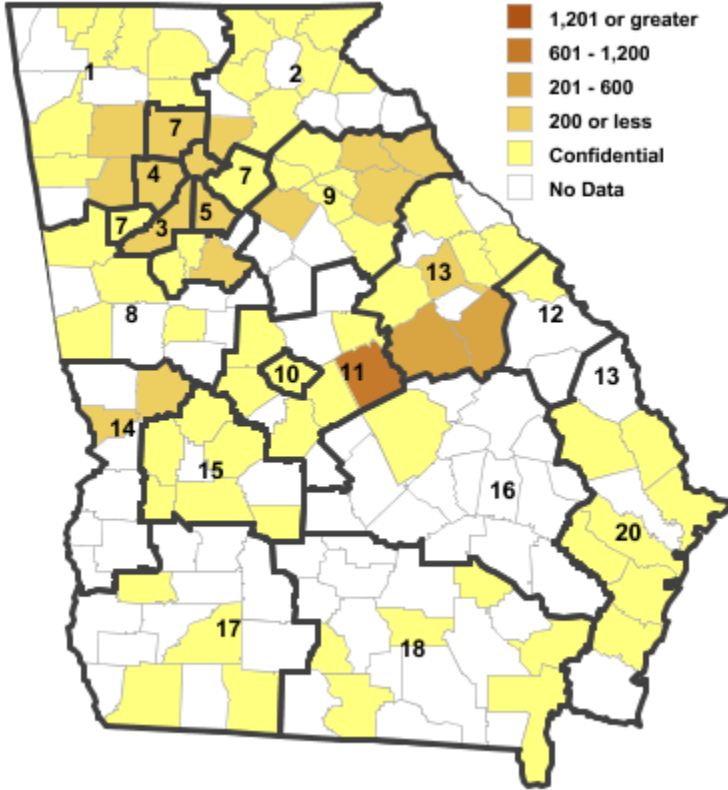


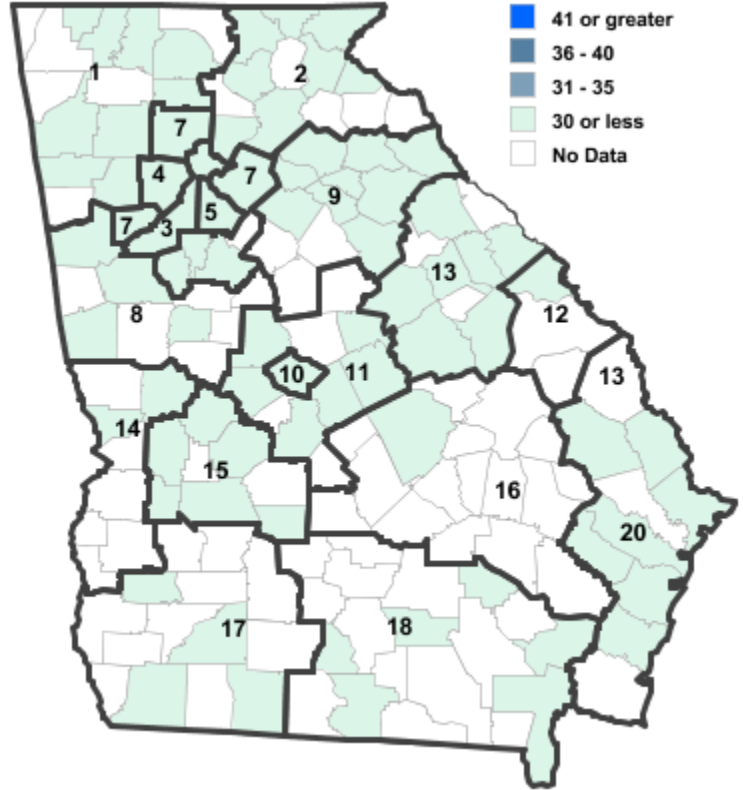
Annual Industry Averages from QCEW 2018

NAICS 21 : Mining

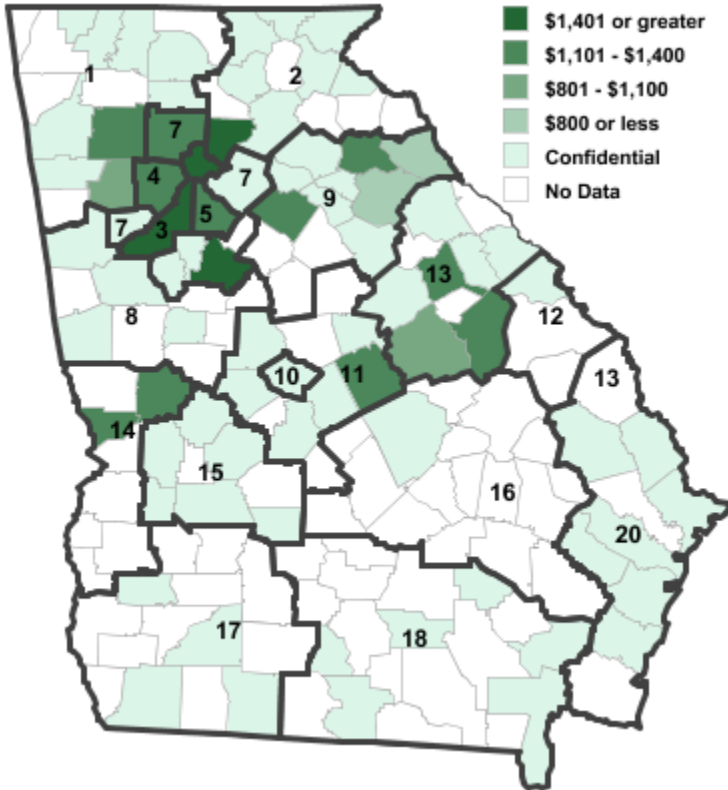
Employment



Establishments



Weekly Wages



Area

Establish- Employ- Weekly ments ment Wages

Local Workforce Development Areas

Area	Establishments	Employment	Weekly Wages
1 Northwest Georgia	25	587	\$1,319
2 Georgia Mountains	18	190	\$1,349
3 City of Atlanta	8	198	\$3,745
4 Cobb County	6	84	\$1,120
5 DeKalb County	3	72	\$1,387
6 Fulton County	8	198	\$3,745
7 Atlanta Regional	24	416	\$1,305
8 West Central Georgia	6	***	***
9 Northeast Georgia	34	319	\$916
10 Macon-Bibb	2	***	***
11 Middle Georgia	19	1,200	\$1,369
12 Central Savannah River	2	***	***
13 East Central Georgia	24	718	\$1,257
14 Lower Chattahoochee	7	157	\$1,116
15 Middle Flint	8	273	\$1,084
16 Heart of Georgia-Altamaha	1	***	***
17 Southwest Georgia	5	334	\$1,173
18 Southern Georgia	8	249	\$1,082
20 Coastal Georgia	10	62	\$1,130

Counties with largest values

105 Elbert	12	126	\$712
121 Fulton	8	198	\$3,745
319 Wilkinson	11	899	\$1,336

Note: *** Confidential - Industry group does not meet criteria for disclosure