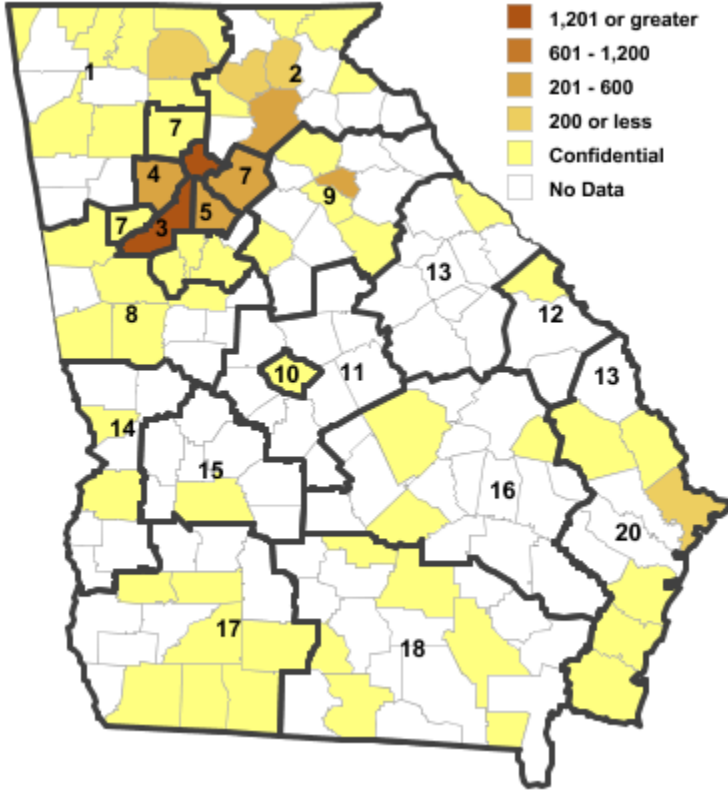


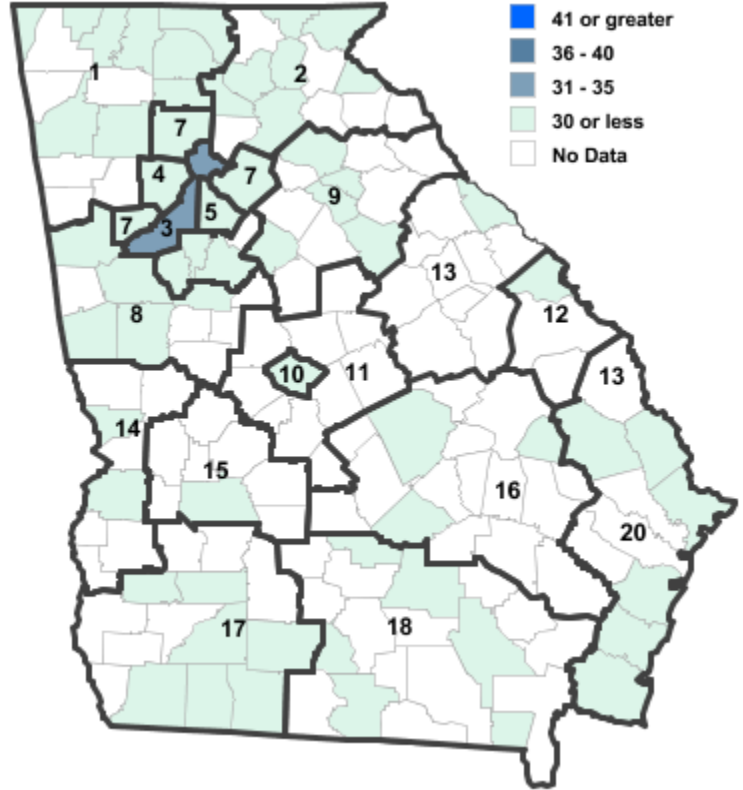
Annual Industry Averages from QCEW 2018

NAICS 312 : Beverage and Tobacco Product Manufacturing

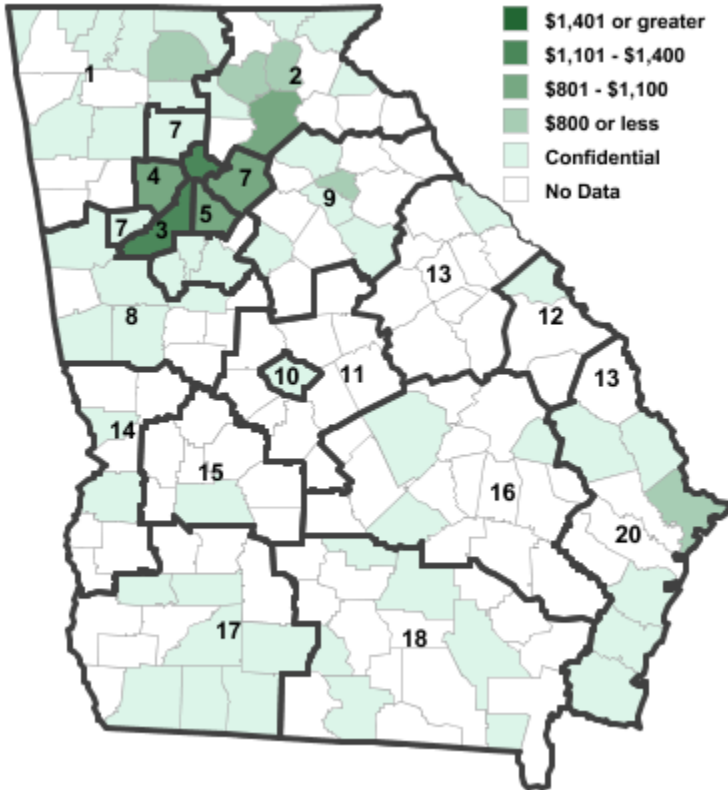
Employment



Establishments



Weekly Wages



Area

Establish- Employ- Weekly
ments ment Wages

Local Workforce Development Areas

1	Northwest Georgia	18	647	\$1,562
2	Georgia Mountains	22	472	\$909
3	City of Atlanta	34	2,187	\$1,171
4	Cobb County	13	244	\$982
5	DeKalb County	6	486	\$1,091
6	Fulton County	34	2,187	\$1,171
7	Atlanta Regional	16	560	\$845
8	West Central Georgia	6	55	\$548
9	Northeast Georgia	8	310	\$748
10	Macon-Bibb	2	***	***
12	Central Savannah River	3	***	***
13	East Central Georgia	1	***	***
14	Lower Chattahoochee	4	***	***
15	Middle Flint	1	***	***
16	Heart of Georgia-Altamaha	3	***	***
17	Southwest Georgia	8	***	***
18	Southern Georgia	7	205	\$816
20	Coastal Georgia	12	161	\$705

Counties with largest values

95	Dougherty	2	652	\$1,993
121	Fulton	34	2,187	\$1,171

Note: *** Confidential - Industry group does not meet criteria for disclosure