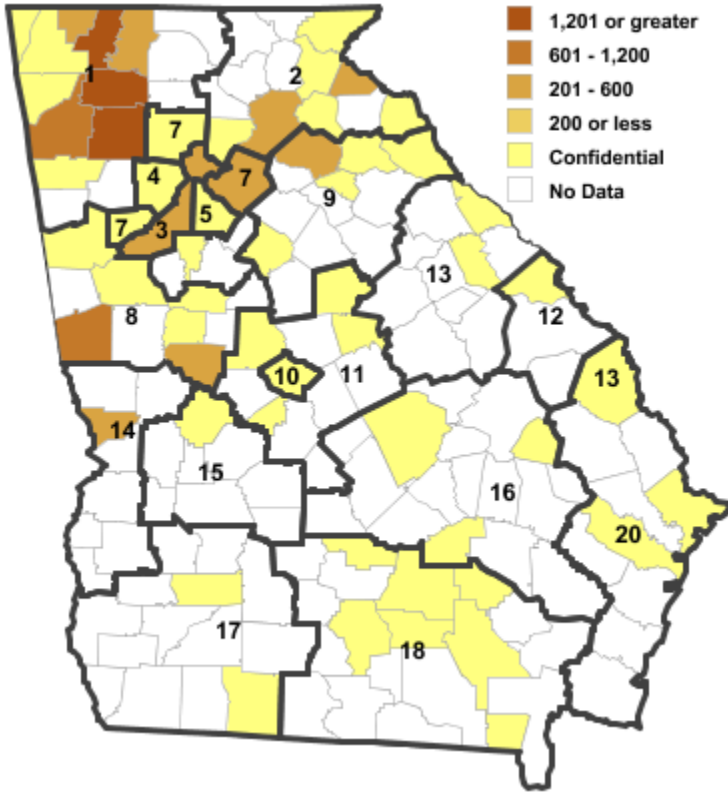


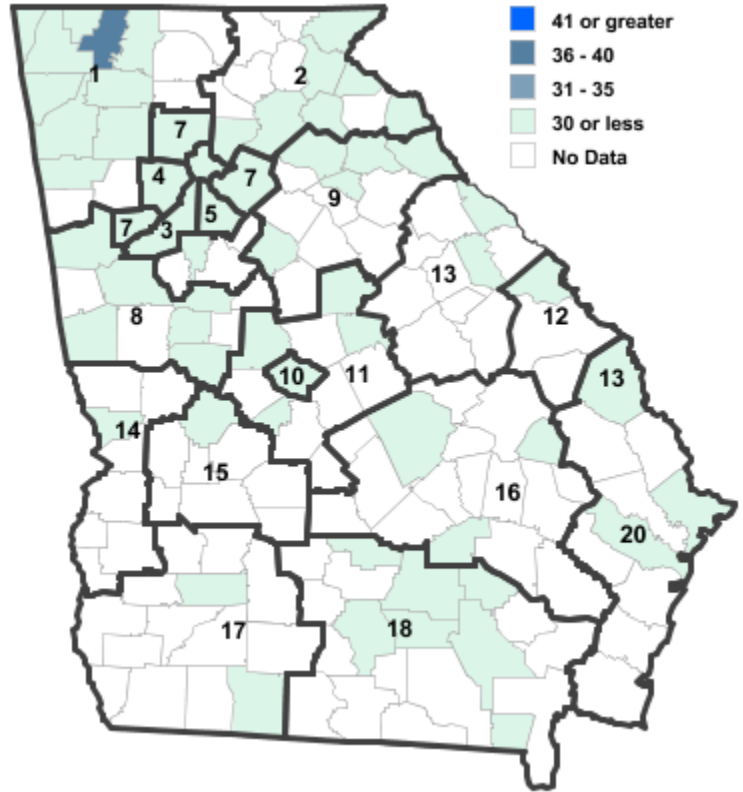
Annual Industry Averages from QCEW 2018

NAICS 313 : Textile Mills

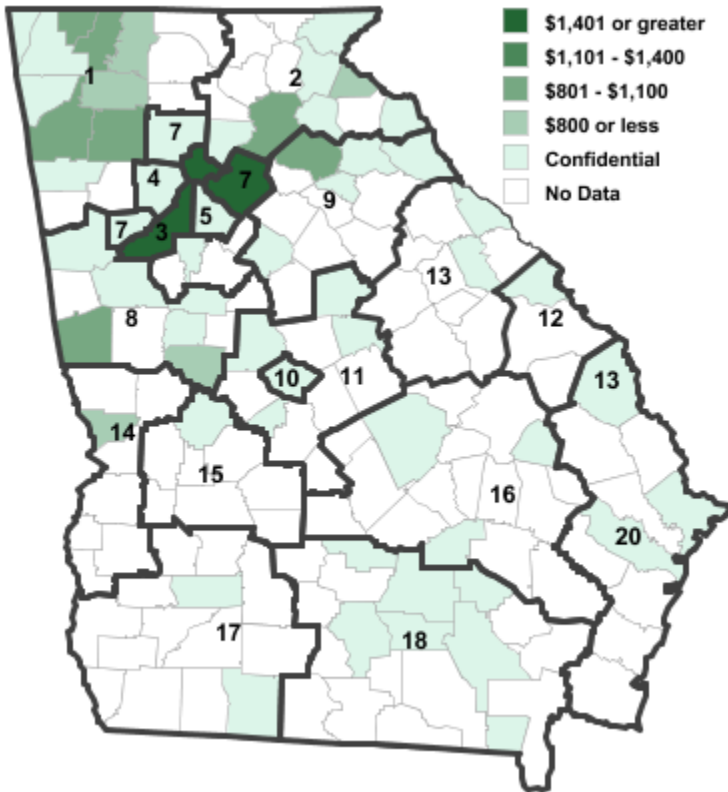
Employment



Establishments



Weekly Wages



Area

**Establish- Employ- Weekly
ments ment Wages**

Local Workforce Development Areas

1	Northwest Georgia	96	11,611	\$826
2	Georgia Mountains	19	1,993	\$746
3	City of Atlanta	16	264	\$1,958
4	Cobb County	4	***	***
5	DeKalb County	1	***	***
6	Fulton County	16	264	\$1,958
7	Atlanta Regional	16	452	\$1,476
8	West Central Georgia	18	1,740	\$889
9	Northeast Georgia	10	707	\$1,051
10	Macon-Bibb	3	***	***
11	Middle Georgia	6	***	***
12	Central Savannah River	1	***	***
13	East Central Georgia	4	***	***
14	Lower Chattahoochee	4	374	\$722
15	Middle Flint	2	***	***
16	Heart of Georgia-Altamaha	3	***	***
17	Southwest Georgia	4	***	***
18	Southern Georgia	7	475	\$736
20	Coastal Georgia	6	***	***

Counties with largest values

245	Richmond	1	2	\$3,899
313	Whitfield	38	4,010	\$863

Note: *** Confidential - Industry group does not meet criteria for disclosure