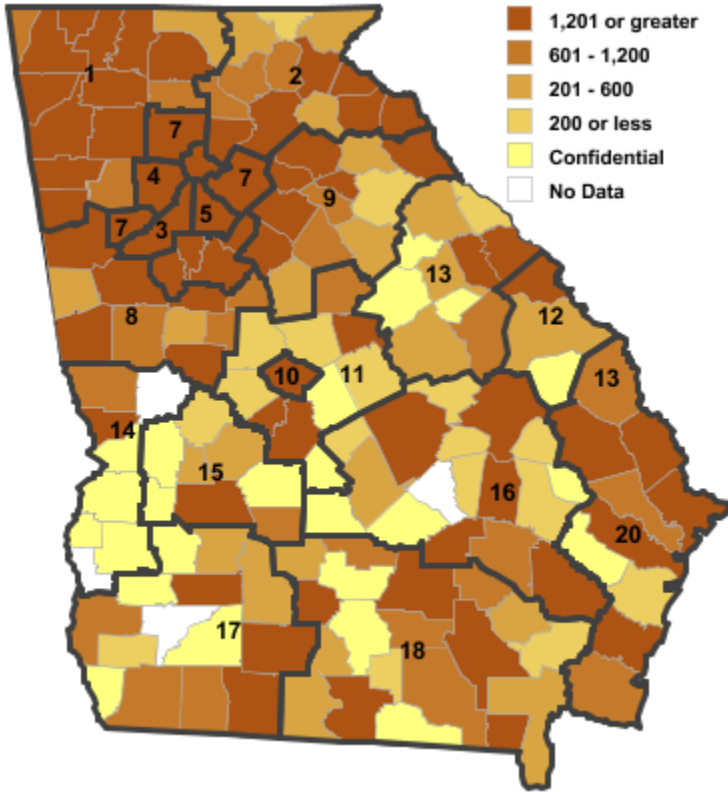


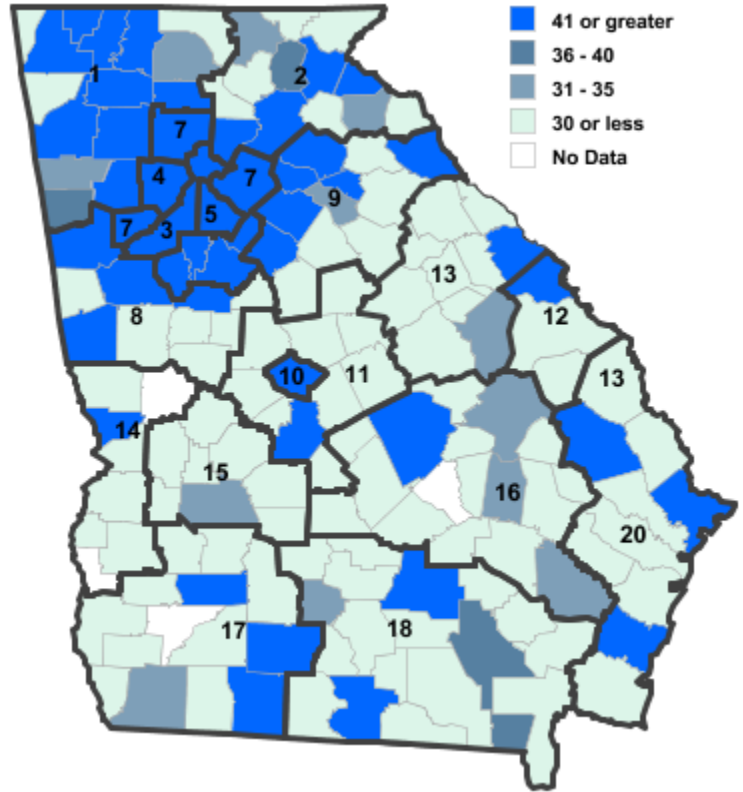
Annual Industry Averages from QCEW 2018

NAICS 31-33 : Manufacturing

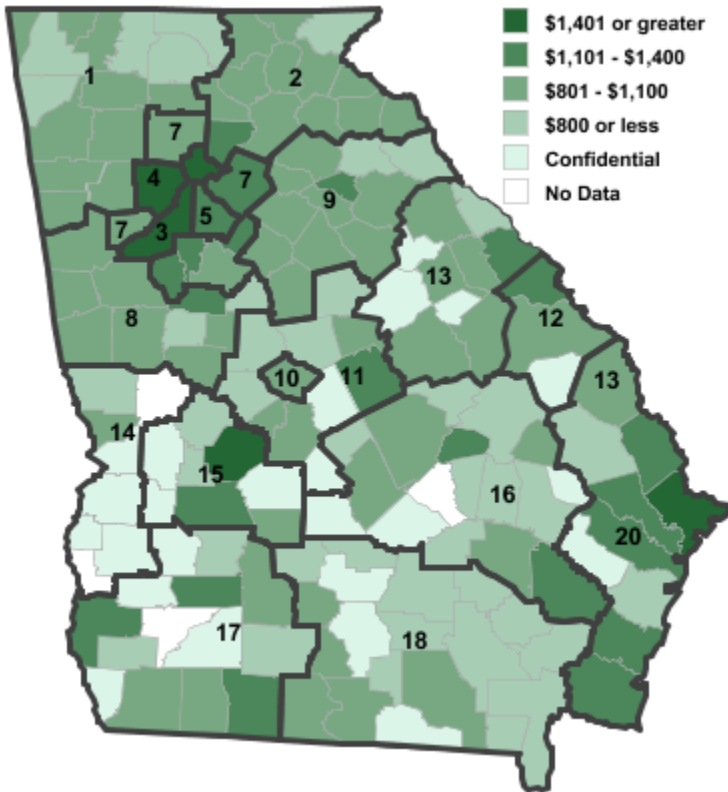
Employment



Establishments



Weekly Wages



Area

Establish- Employ- Weekly
ments ment Wages

Local Workforce Development Areas

1	Northwest Georgia	1,089	68,817	\$907
2	Georgia Mountains	839	42,074	\$914
3	City of Atlanta	972	30,840	\$2,019
4	Cobb County	646	18,793	\$1,425
5	DeKalb County	502	13,436	\$1,103
6	Fulton County	972	30,840	\$2,019
7	Atlanta Regional	1,672	53,626	\$1,214
8	West Central Georgia	462	32,081	\$1,028
9	Northeast Georgia	608	26,136	\$1,042
10	Macon-Bibb	135	5,983	\$1,042
11	Middle Georgia	190	10,906	\$977
12	Central Savannah River	148	8,392	\$1,200
13	East Central Georgia	162	7,288	\$1,024
14	Lower Chattahoochee	167	8,110	\$1,014
15	Middle Flint	91	5,612	\$1,002
16	Heart of Georgia-Altamaha	278	12,651	\$821
17	Southwest Georgia	342	14,716	\$958
18	Southern Georgia	411	18,497	\$814
20	Coastal Georgia	484	26,304	\$1,563

Counties with largest values

121	Fulton	972	30,852	\$2,019
-----	--------	-----	--------	---------

Note: *** Confidential - Industry group does not meet criteria for disclosure