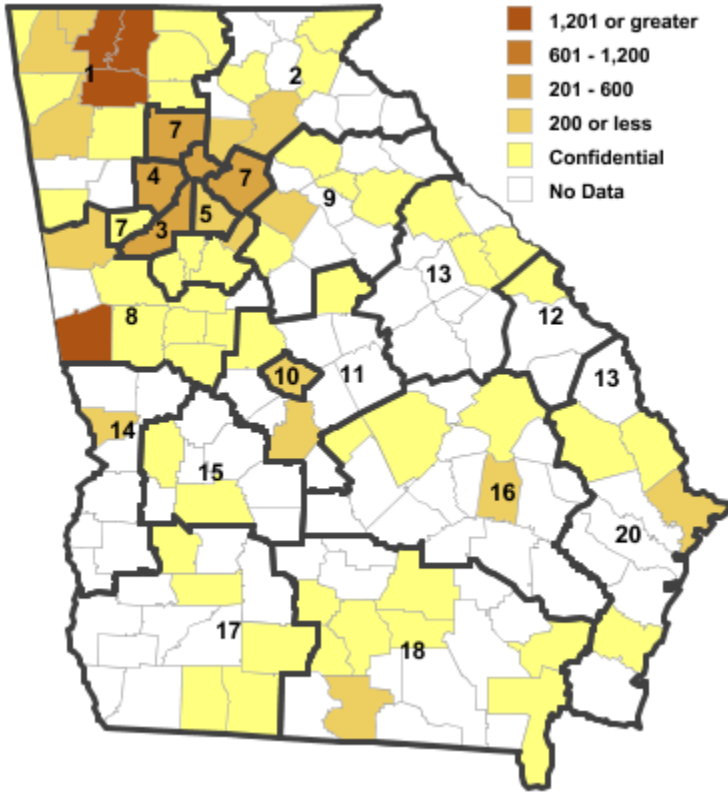


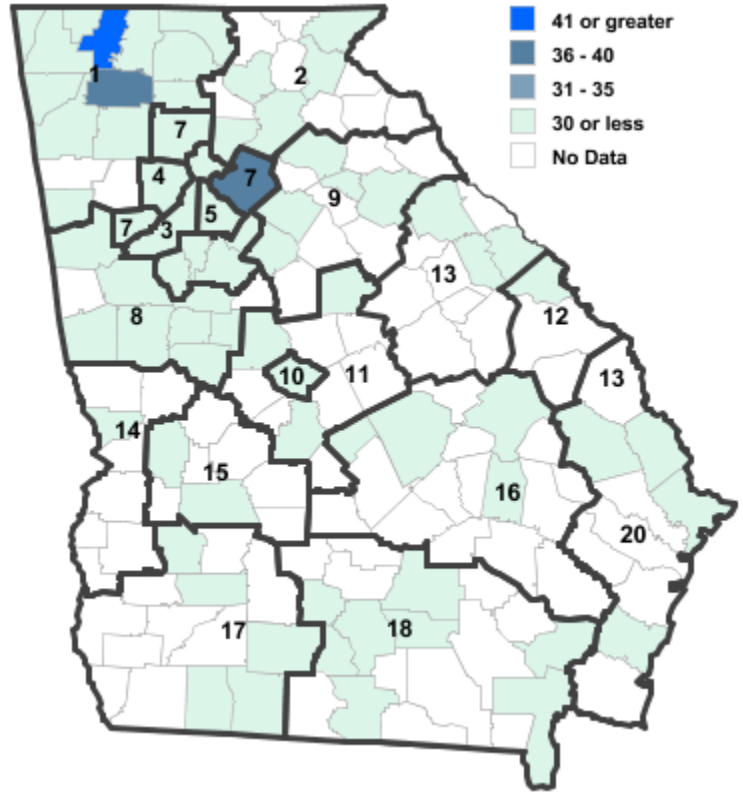
Annual Industry Averages from QCEW 2018

NAICS 314 : Textile Product Mills

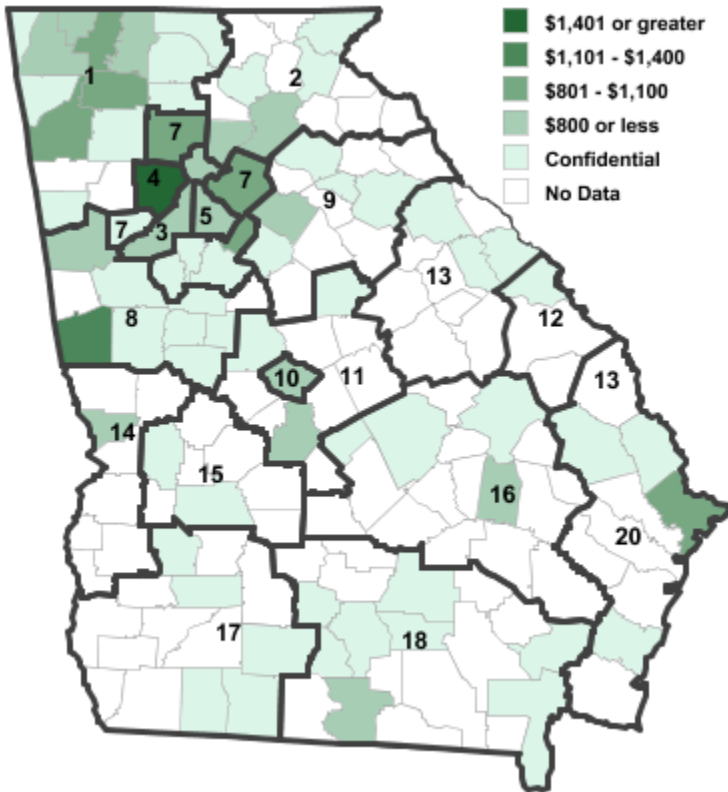
Employment



Establishments



Weekly Wages



Area

Establish- Employ- Weekly
ments ment Wages

Local Workforce Development Areas

Area	Establishments	Employment	Weekly Wages
1 Northwest Georgia	197	22,553	\$859
2 Georgia Mountains	22	179	\$590
3 City of Atlanta	18	357	\$743
4 Cobb County	20	253	\$3,104
5 DeKalb County	11	153	\$657
6 Fulton County	18	357	\$743
7 Atlanta Regional	69	968	\$862
8 West Central Georgia	23	2,660	\$1,070
9 Northeast Georgia	8	46	\$357
10 Macon-Bibb	6	142	\$693
11 Middle Georgia	7	14	\$987
12 Central Savannah River	3	***	***
13 East Central Georgia	4	***	***
14 Lower Chattahoochee	3	16	\$517
15 Middle Flint	3	25	\$563
16 Heart of Georgia-Altamaha	8	353	\$382
17 Southwest Georgia	10	89	\$549
18 Southern Georgia	15	385	\$602
20 Coastal Georgia	13	125	\$846

Counties with largest values

67 Cobb	20	253	\$3,104
313 Whitfield	96	12,375	\$830

Note: *** Confidential - Industry group does not meet criteria for disclosure