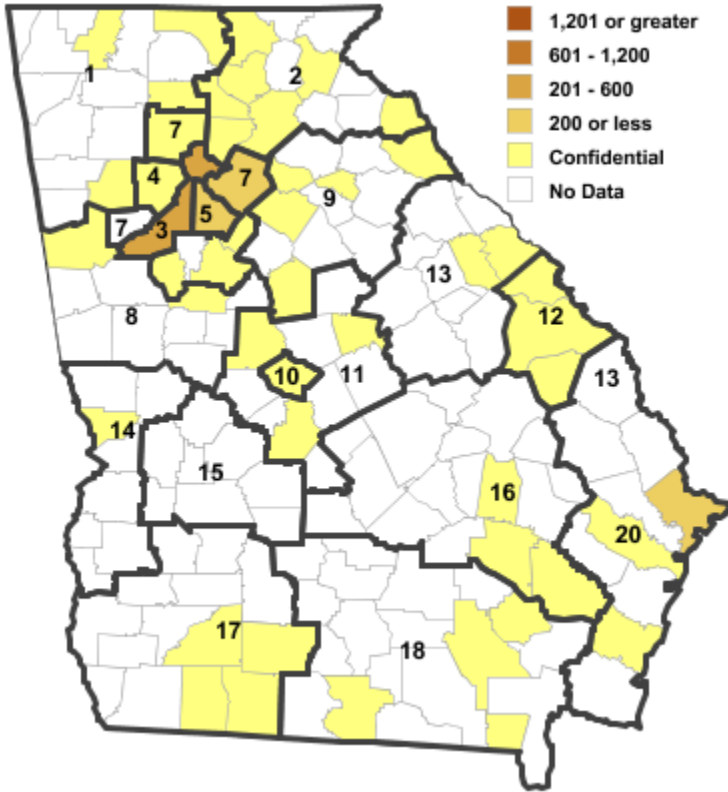


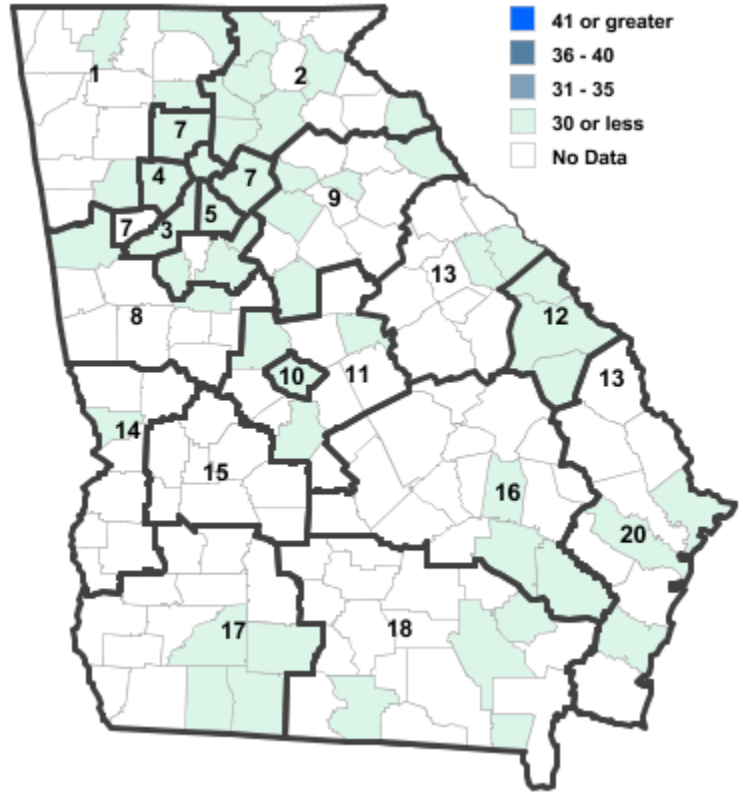
# Annual Industry Averages from QCEW 2018

## NAICS 315 : Apparel Manufacturing

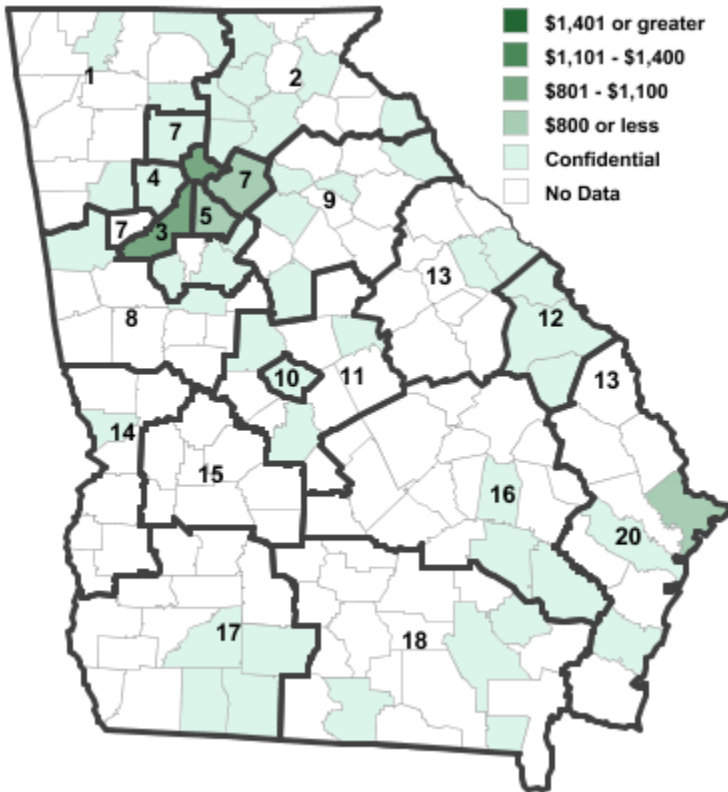
Employment



Establishments



Weekly Wages



Area

Establish- Employ- Weekly  
ments ment Wages

**Local Workforce Development Areas**

1	Northwest Georgia	3	***	***
2	Georgia Mountains	9	234	\$1,020
3	City of Atlanta	16	226	\$936
4	Cobb County	7	***	***
5	DeKalb County	9	23	\$635
6	Fulton County	16	226	\$936
7	Atlanta Regional	16	363	\$943
8	West Central Georgia	5	***	***
9	Northeast Georgia	7	29	\$498
10	Macon-Bibb	2	***	***
11	Middle Georgia	2	***	***
12	Central Savannah River	2	***	***
13	East Central Georgia	2	***	***
14	Lower Chattahoochee	2	***	***
16	Heart of Georgia-Altamaha	5	103	\$512
17	Southwest Georgia	8	161	\$460
18	Southern Georgia	3	***	***
20	Coastal Georgia	6	24	\$571

**Counties with largest values**

45	Carroll	4	428	\$453
85	Dawson	1	5	\$2,795
121	Fulton	16	226	\$936

Note: \*\*\* Confidential - Industry group does not meet criteria for disclosure