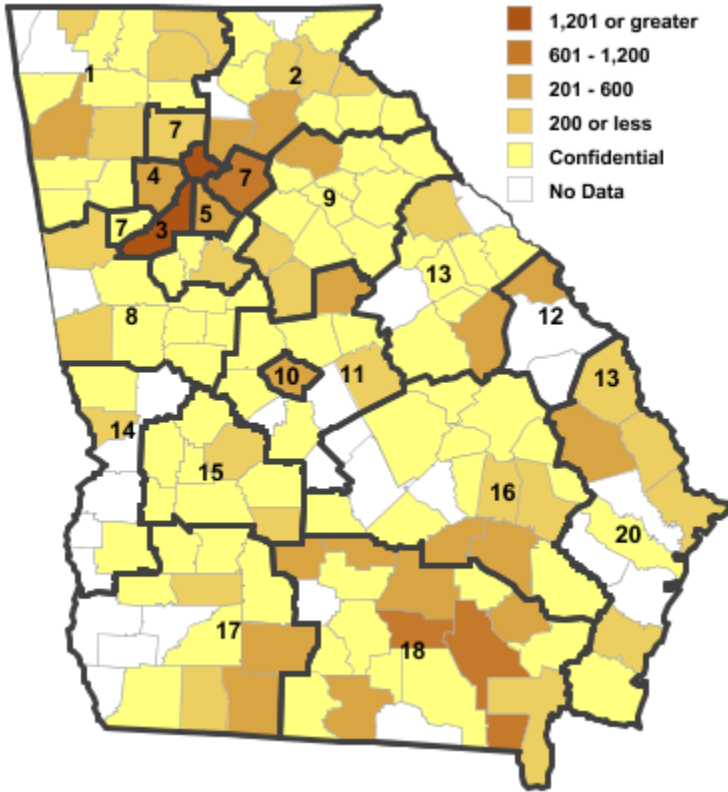


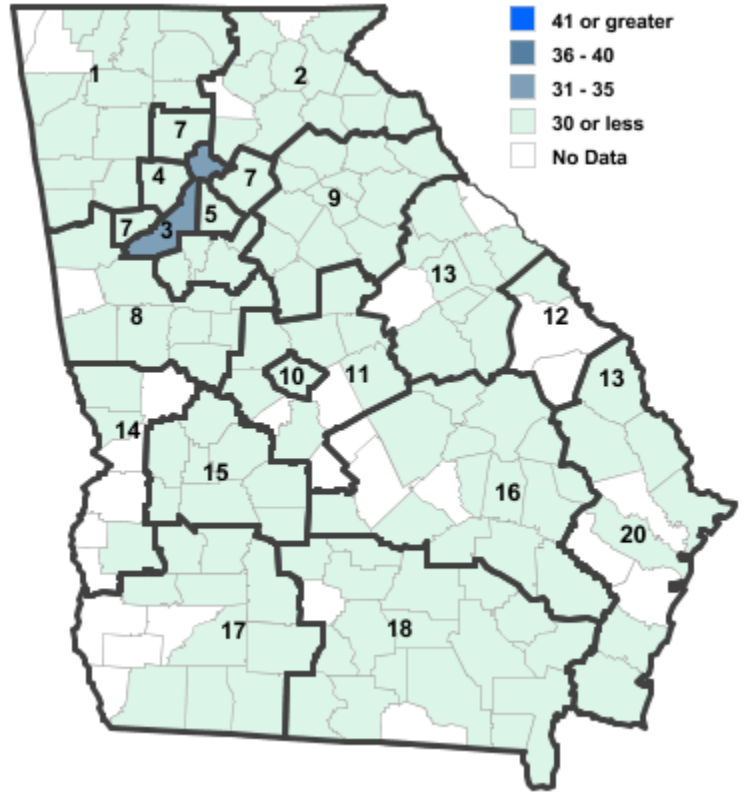
Annual Industry Averages from QCEW 2018

NAICS 321 : Wood Product Manufacturing

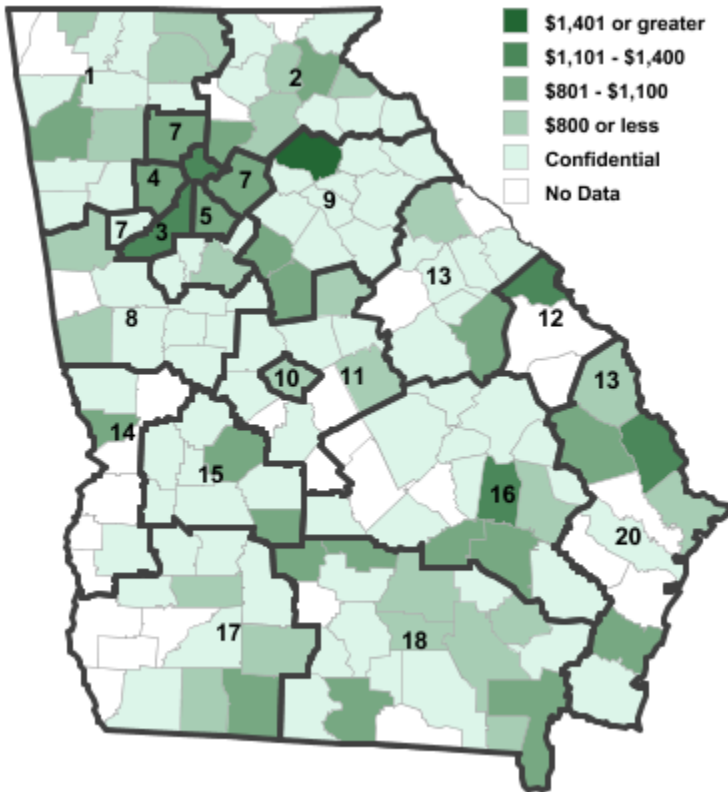
Employment



Establishments



Weekly Wages



Area

Establish- Employ- Weekly
ments ments Wages

Local Workforce Development Areas

1	Northwest Georgia	43	1,016	\$781
2	Georgia Mountains	51	1,052	\$730
3	City of Atlanta	32	1,546	\$1,398
4	Cobb County	19	572	\$875
5	DeKalb County	15	475	\$1,087
6	Fulton County	32	1,546	\$1,398
7	Atlanta Regional	51	1,866	\$1,136
8	West Central Georgia	28	1,112	\$900
9	Northeast Georgia	36	1,481	\$1,123
10	Macon-Bibb	8	301	\$646
11	Middle Georgia	18	888	\$864
12	Central Savannah River	11	323	\$1,216
13	East Central Georgia	24	1,097	\$958
14	Lower Chattahoochee	6	160	\$946
15	Middle Flint	19	635	\$914
16	Heart of Georgia-Altamaha	35	1,546	\$894
17	Southwest Georgia	44	1,918	\$690
18	Southern Georgia	60	3,707	\$749
20	Coastal Georgia	28	773	\$1,035

Counties with largest values

77	Coweta	1	1	\$2,731
121	Fulton	32	1,546	\$1,398

Note: *** Confidential - Industry group does not meet criteria for disclosure