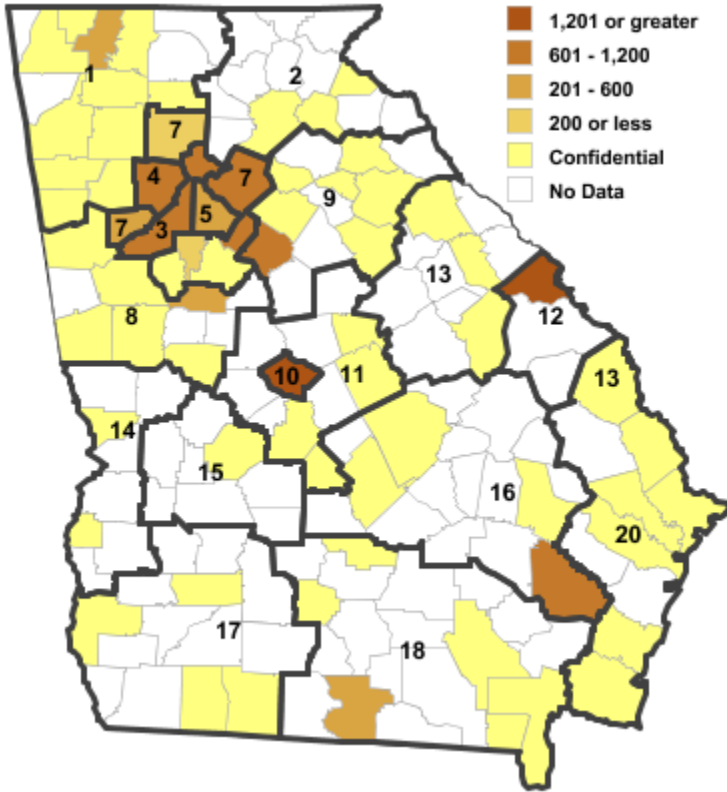


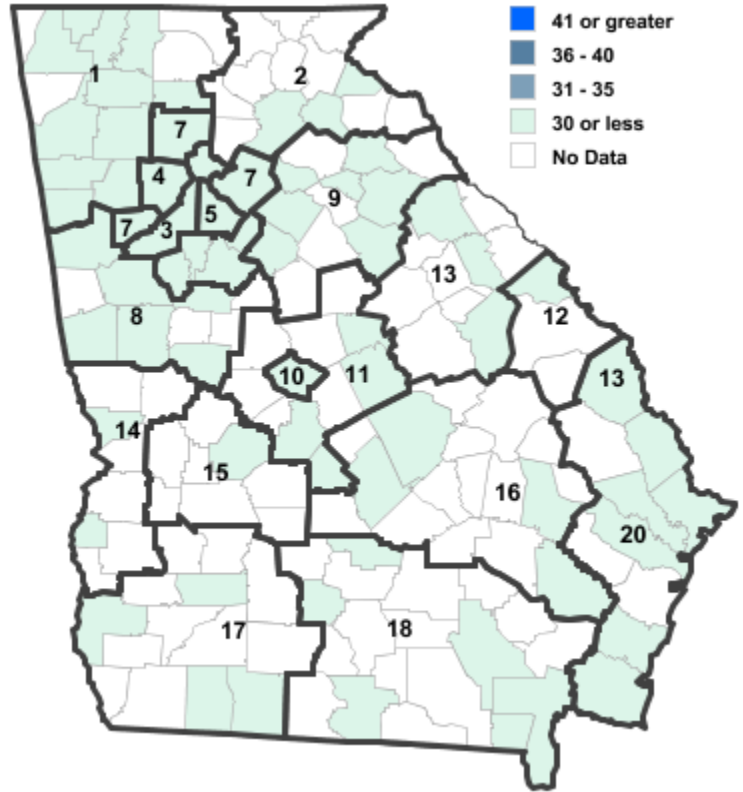
Annual Industry Averages from QCEW 2018

NAICS 322 : Paper Manufacturing

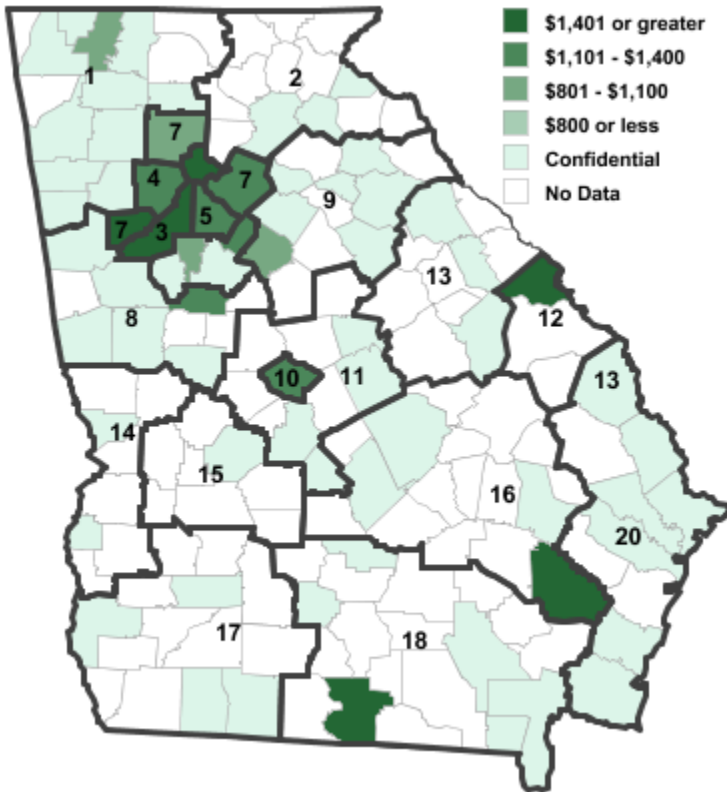
Employment



Establishments



Weekly Wages



Area

Establish- Employ- Weekly
ments ment Wages

Local Workforce Development Areas

1	Northwest Georgia	24	1,503	\$1,280
2	Georgia Mountains	4	***	***
3	City of Atlanta	28	1,020	\$2,319
4	Cobb County	19	938	\$1,116
5	DeKalb County	10	549	\$1,171
6	Fulton County	28	1,020	\$2,319
7	Atlanta Regional	40	2,648	\$1,213
8	West Central Georgia	22	1,437	\$1,037
9	Northeast Georgia	14	933	\$1,007
10	Macon-Bibb	6	1,271	\$1,238
11	Middle Georgia	6	473	\$1,201
12	Central Savannah River	10	1,248	\$1,486
13	East Central Georgia	4	199	\$1,018
14	Lower Chattahoochee	2	***	***
15	Middle Flint	1	***	***
16	Heart of Georgia-Altamaha	12	1,378	\$1,488
17	Southwest Georgia	9	1,432	\$1,498
18	Southern Georgia	11	835	\$1,220
20	Coastal Georgia	22	3,165	\$1,579

Counties with largest values

21	Bibb	6	1,271	\$1,238
121	Fulton	28	1,020	\$2,319
223	Paulding	1	1	\$3,425

Note: *** Confidential - Industry group does not meet criteria for disclosure