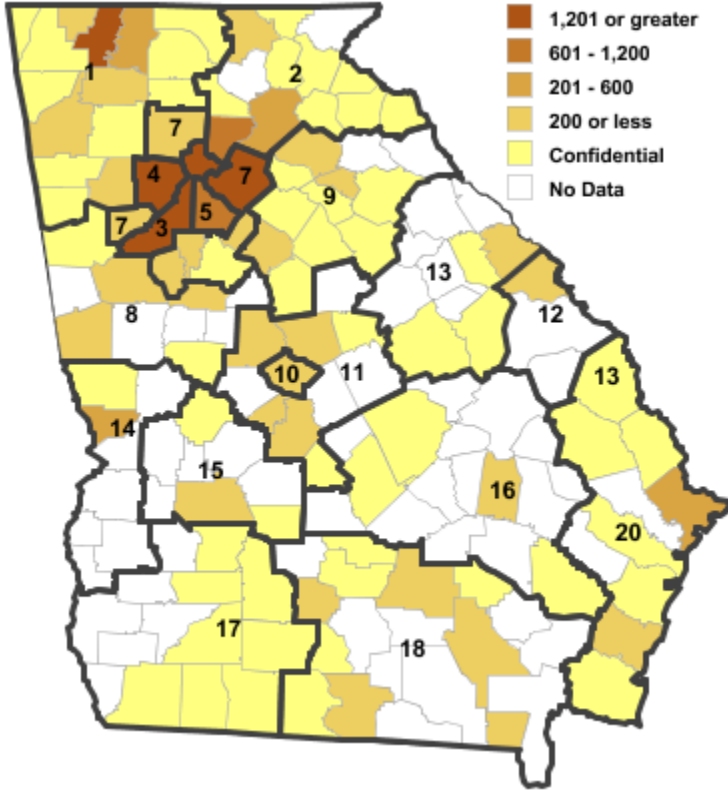


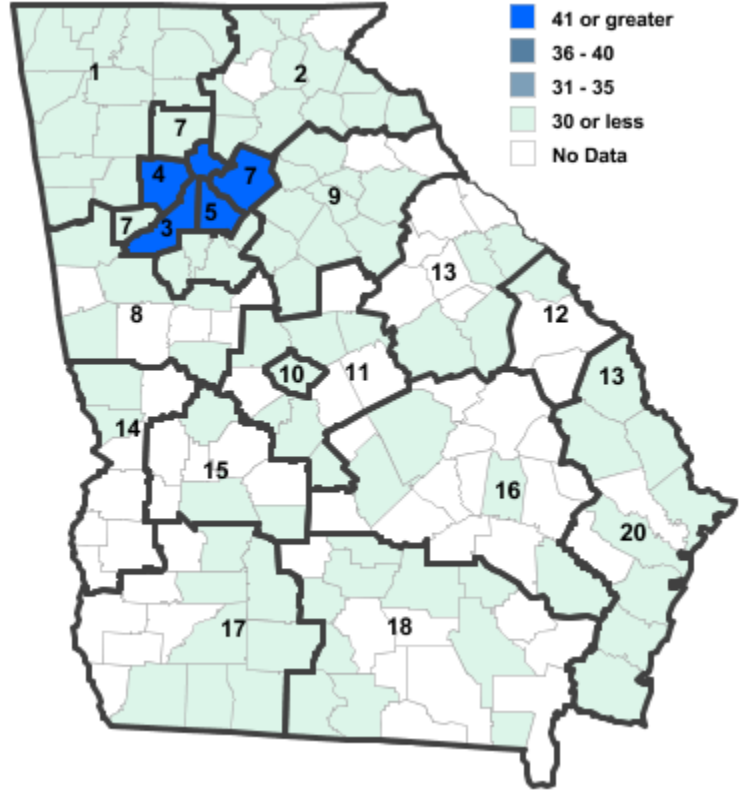
Annual Industry Averages from QCEW 2018

NAICS 323 : Printing and Related Support Activities

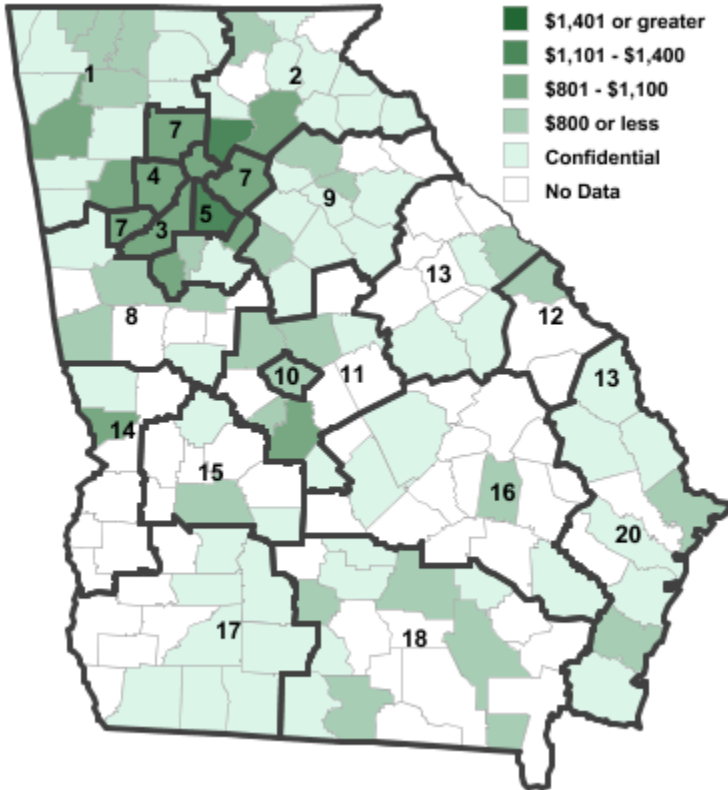
Employment



Establishments



Weekly Wages



Area

Establish- Employ- Weekly
ments ment Wages

Local Workforce Development Areas

1	Northwest Georgia	65	2,087	\$658
2	Georgia Mountains	56	1,334	\$1,004
3	City of Atlanta	116	2,046	\$1,021
4	Cobb County	96	1,325	\$919
5	DeKalb County	70	1,153	\$1,226
6	Fulton County	116	2,046	\$1,021
7	Atlanta Regional	184	2,458	\$1,023
8	West Central Georgia	22	640	\$922
9	Northeast Georgia	37	479	\$692
10	Macon-Bibb	9	158	\$735
11	Middle Georgia	18	76	\$658
12	Central Savannah River	8	67	\$693
13	East Central Georgia	9	44	\$518
14	Lower Chattahoochee	24	265	\$878
15	Middle Flint	5	20	\$525
16	Heart of Georgia-Altamaha	12	53	\$566
17	Southwest Georgia	18	138	\$722
18	Southern Georgia	28	147	\$571
20	Coastal Georgia	36	496	\$695

Counties with largest values

89	DeKalb	70	1,153	\$1,226
121	Fulton	116	2,059	\$1,024
135	Gwinnett	124	1,887	\$1,044

Note: *** Confidential - Industry group does not meet criteria for disclosure