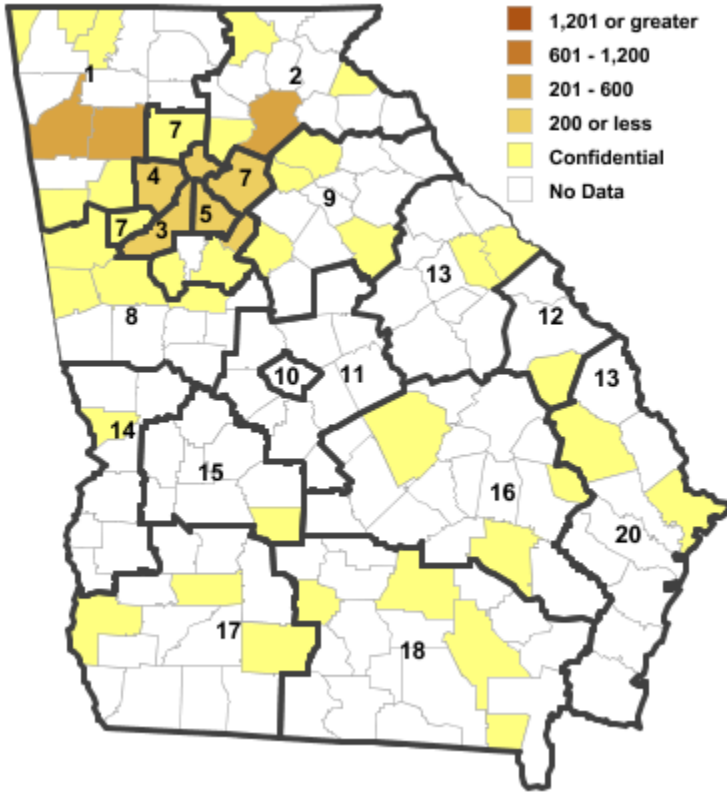


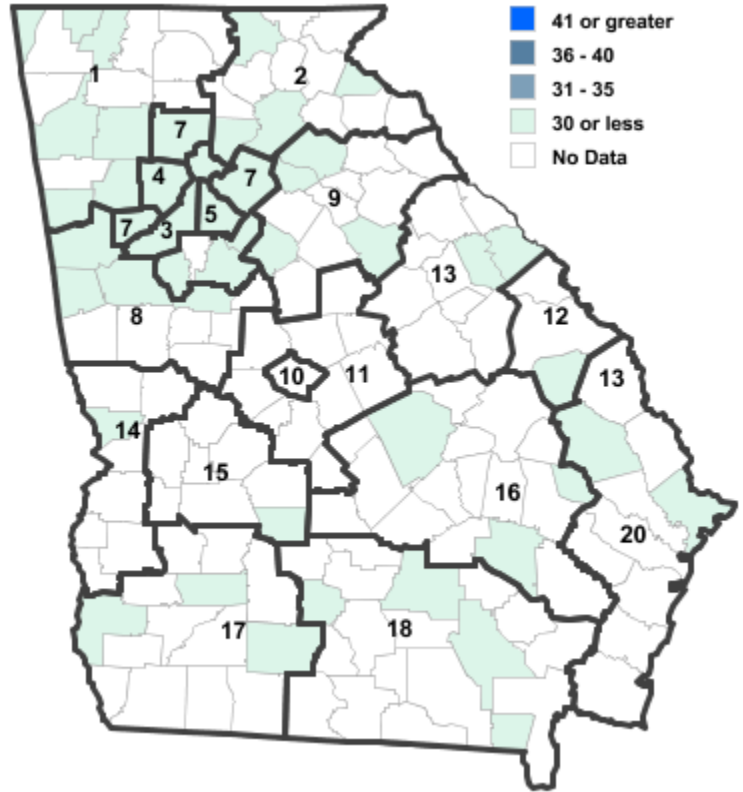
# Annual Industry Averages from QCEW 2018

## NAICS 331 : Primary Metal Manufacturing

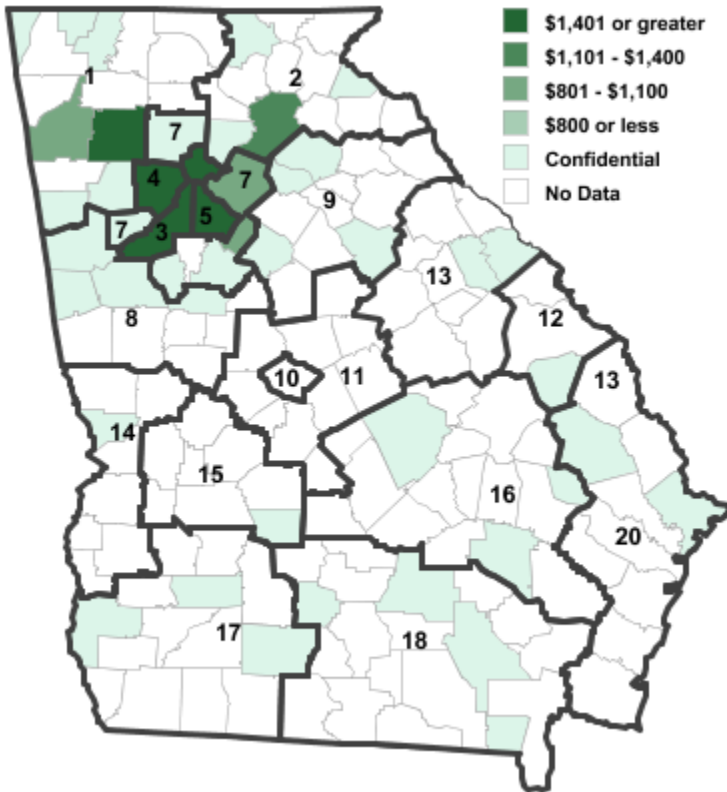
Employment



Establishments



Weekly Wages



Area

Establish- Employ- Weekly  
ments ment Wages

**Local Workforce Development Areas**

1	Northwest Georgia	16	1,283	\$1,145
2	Georgia Mountains	10	727	\$1,115
3	City of Atlanta	6	64	\$2,167
4	Cobb County	4	44	\$2,152
5	DeKalb County	4	25	\$1,417
6	Fulton County	6	64	\$2,167
7	Atlanta Regional	18	921	\$1,091
8	West Central Georgia	17	2,996	\$1,088
9	Northeast Georgia	7	331	\$1,251
12	Central Savannah River	1	***	***
13	East Central Georgia	2	***	***
14	Lower Chattahoochee	2	***	***
15	Middle Flint	1	***	***
16	Heart of Georgia-Altamaha	4	29	\$649
17	Southwest Georgia	5	156	\$1,238
18	Southern Georgia	5	258	\$1,057
20	Coastal Georgia	2	***	***

**Counties with largest values**

45	Carroll	12	2,212	\$1,141
121	Fulton	6	64	\$2,167

Note: \*\*\* Confidential - Industry group does not meet criteria for disclosure