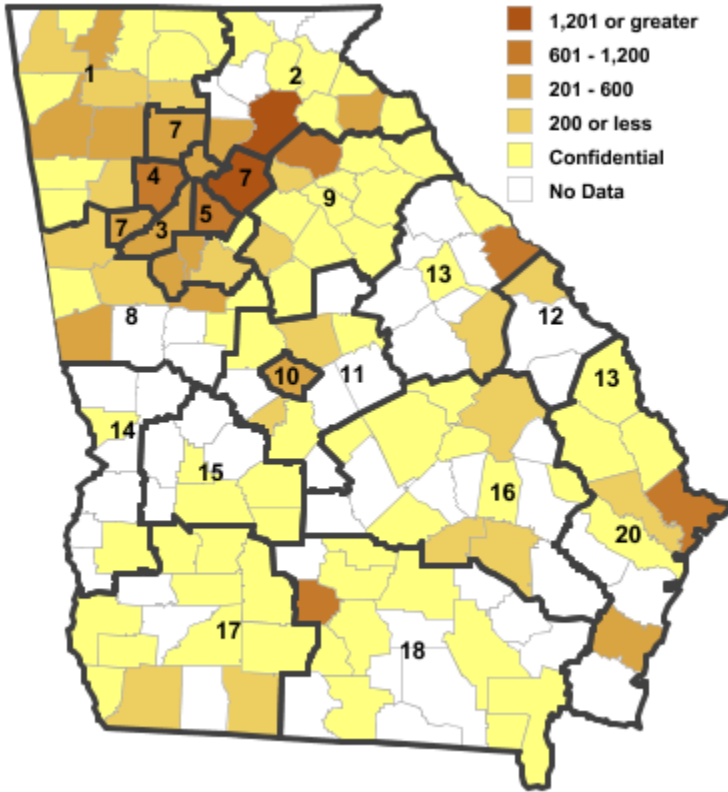


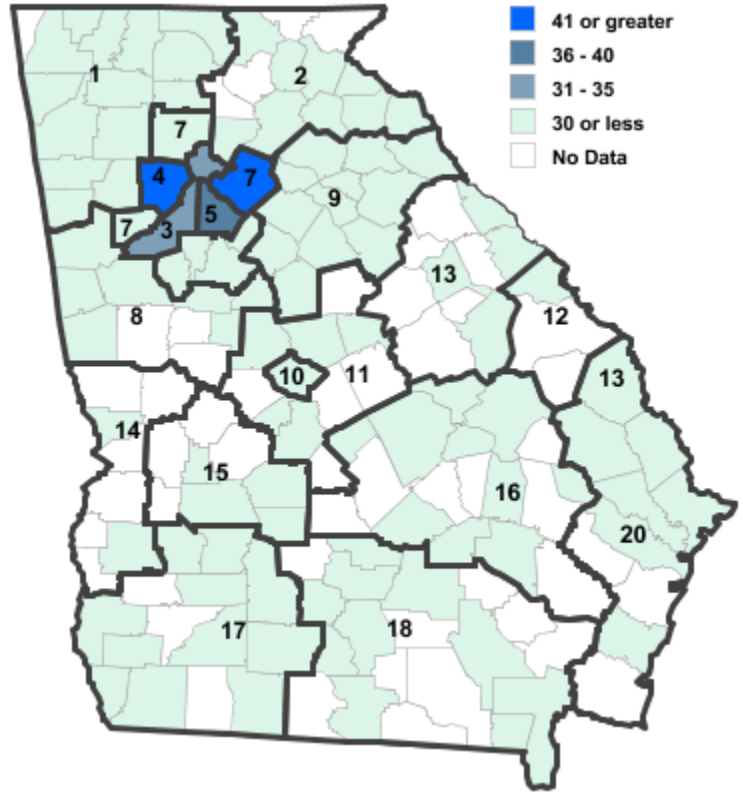
Annual Industry Averages from QCEW 2018

NAICS 333 : Machinery Manufacturing

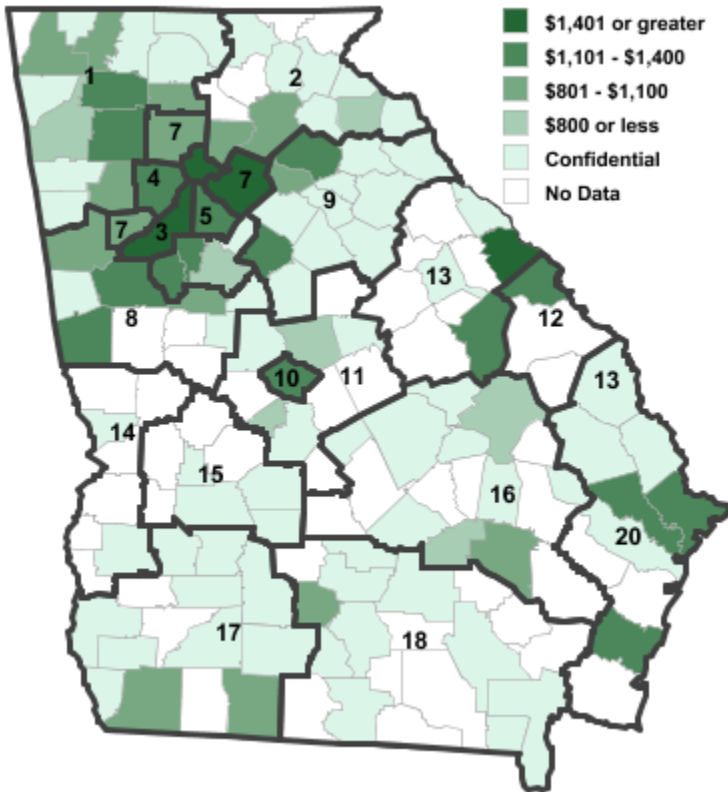
Employment



Establishments



Weekly Wages



Area

Establish- Employ- Weekly
ments ment Wages

Local Workforce Development Areas

1	Northwest Georgia	69	1,565	\$1,063
2	Georgia Mountains	59	3,666	\$1,037
3	City of Atlanta	31	247	\$1,855
4	Cobb County	56	1,044	\$1,151
5	DeKalb County	36	850	\$1,236
6	Fulton County	31	247	\$1,855
7	Atlanta Regional	130	4,500	\$1,485
8	West Central Georgia	31	1,020	\$1,157
9	Northeast Georgia	40	2,106	\$1,185
10	Macon-Bibb	8	213	\$1,107
11	Middle Georgia	11	270	\$1,127
12	Central Savannah River	5	64	\$1,158
13	East Central Georgia	8	831	\$1,601
14	Lower Chattahoochee	7	***	***
15	Middle Flint	6	332	\$973
16	Heart of Georgia-Altamaha	23	1,536	\$660
17	Southwest Georgia	27	419	\$858
18	Southern Georgia	20	842	\$1,077
20	Coastal Georgia	27	1,412	\$1,153

Counties with largest values

135	Gwinnett	71	2,290	\$1,763
139	Hall	23	2,331	\$1,090
155	Irwin	1	15	\$2,770

Note: *** Confidential - Industry group does not meet criteria for disclosure