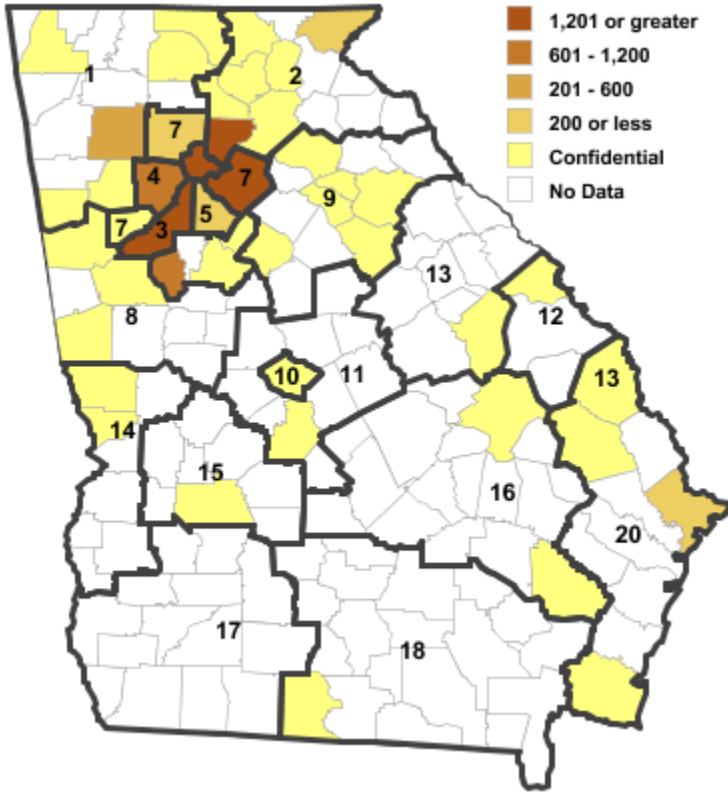


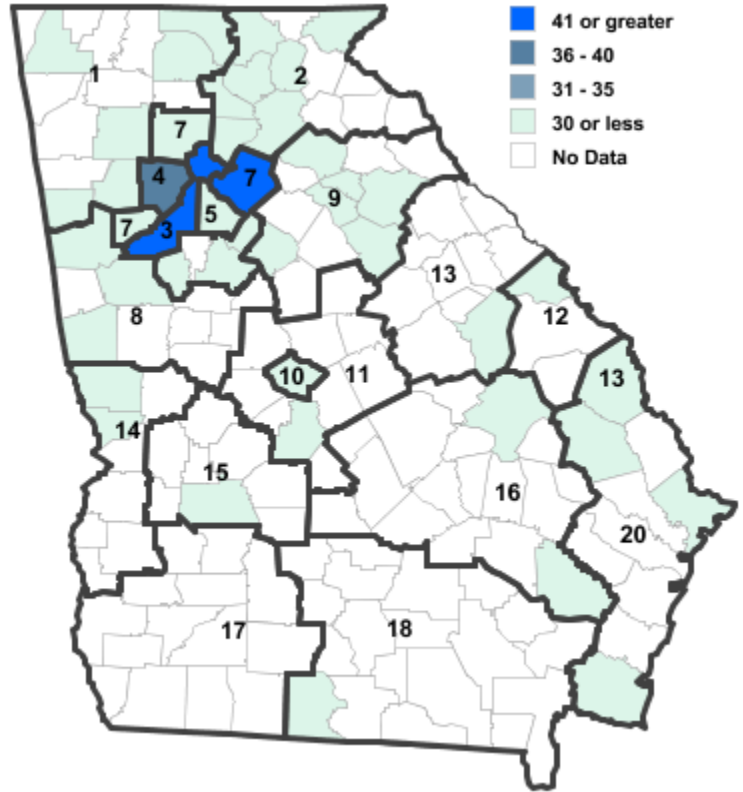
Annual Industry Averages from QCEW 2018

NAICS 334 : Computer and Electronic Product Manufacturing

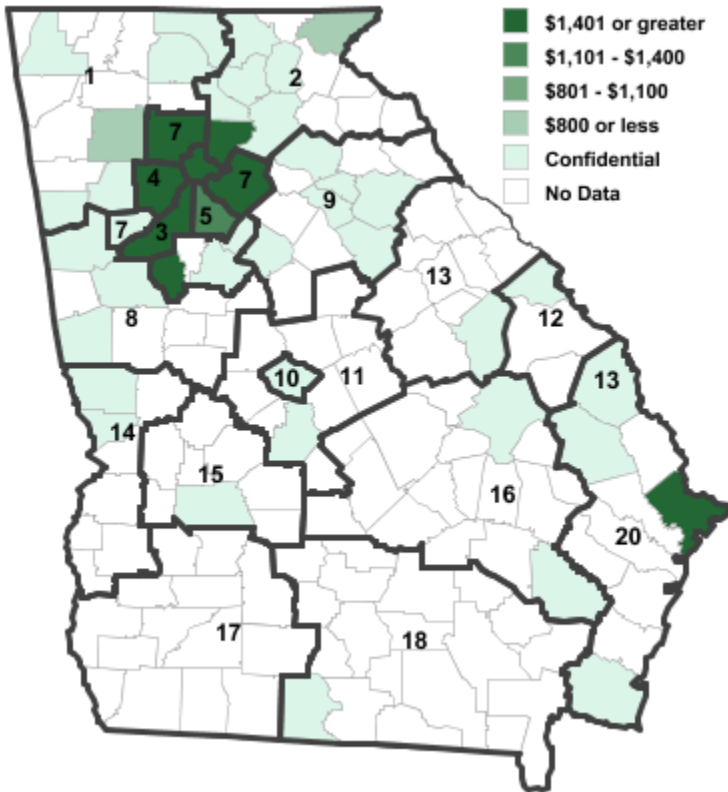
Employment



Establishments



Weekly Wages



Area

Establish- Employ- Weekly ments ment Wages

Local Workforce Development Areas

1	Northwest Georgia	13	537	\$674
2	Georgia Mountains	35	1,354	\$1,729
3	City of Atlanta	65	1,424	\$2,006
4	Cobb County	37	607	\$1,702
5	DeKalb County	15	157	\$1,402
6	Fulton County	65	1,424	\$2,006
7	Atlanta Regional	116	4,966	\$2,015
8	West Central Georgia	3	***	***
9	Northeast Georgia	6	22	\$1,306
10	Macon-Bibb	2	***	***
11	Middle Georgia	4	***	***
12	Central Savannah River	2	***	***
13	East Central Georgia	1	***	***
14	Lower Chattahoochee	5	***	***
15	Middle Flint	1	***	***
16	Heart of Georgia-Altamaha	3	***	***
18	Southern Georgia	1	***	***
20	Coastal Georgia	9	126	\$1,096

Counties with largest values

135	Gwinnett	89	4,115	\$2,012
145	Harris	1	1	\$3,280

Note: *** Confidential - Industry group does not meet criteria for disclosure