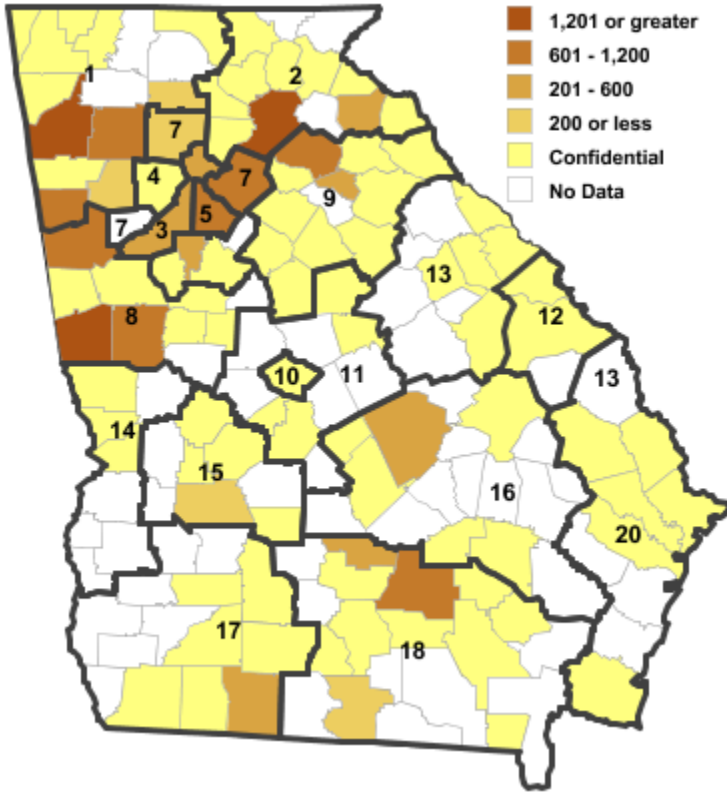


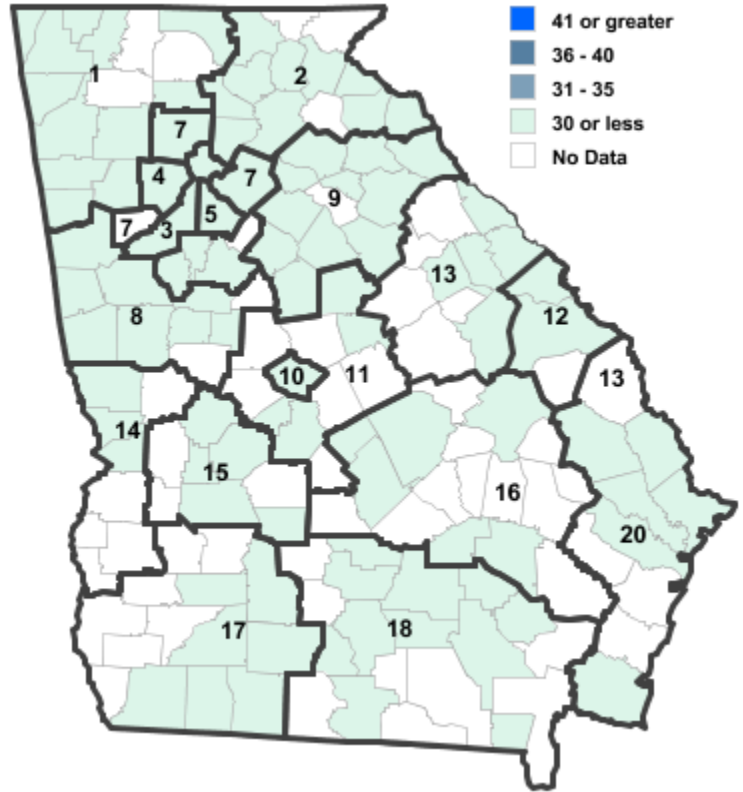
Annual Industry Averages from QCEW 2018

NAICS 336 : Transportation Equipment Manufacturing

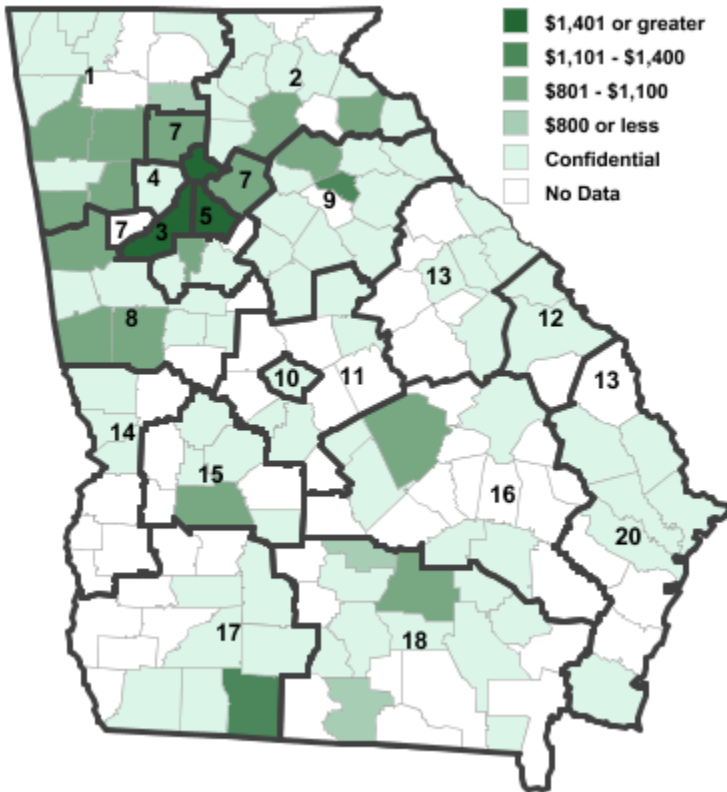
Employment



Establishments



Weekly Wages



Area

Establish- Employ- Weekly
ments ment Wages

Local Workforce Development Areas

1	Northwest Georgia	45	6,262	\$921
2	Georgia Mountains	37	3,673	\$1,001
3	City of Atlanta	30	569	\$2,284
4	Cobb County	21	***	***
5	DeKalb County	27	625	\$1,830
6	Fulton County	30	569	\$2,284
7	Atlanta Regional	31	1,168	\$1,089
8	West Central Georgia	38	9,652	\$1,033
9	Northeast Georgia	27	3,434	\$1,033
10	Macon-Bibb	0	***	***
11	Middle Georgia	13	3,166	\$1,113
12	Central Savannah River	9	1,794	\$1,186
13	East Central Georgia	11	1,080	\$1,222
14	Lower Chattahoochee	10	***	***
15	Middle Flint	8	***	***
16	Heart of Georgia-Altamaha	10	766	\$856
17	Southwest Georgia	20	811	\$937
18	Southern Georgia	32	3,390	\$782
20	Coastal Georgia	38	***	***

Counties with largest values

51	Chatham	24	9,787	\$2,181
121	Fulton	30	569	\$2,284
249	Schley	1	1	\$3,563

Note: *** Confidential - Industry group does not meet criteria for disclosure