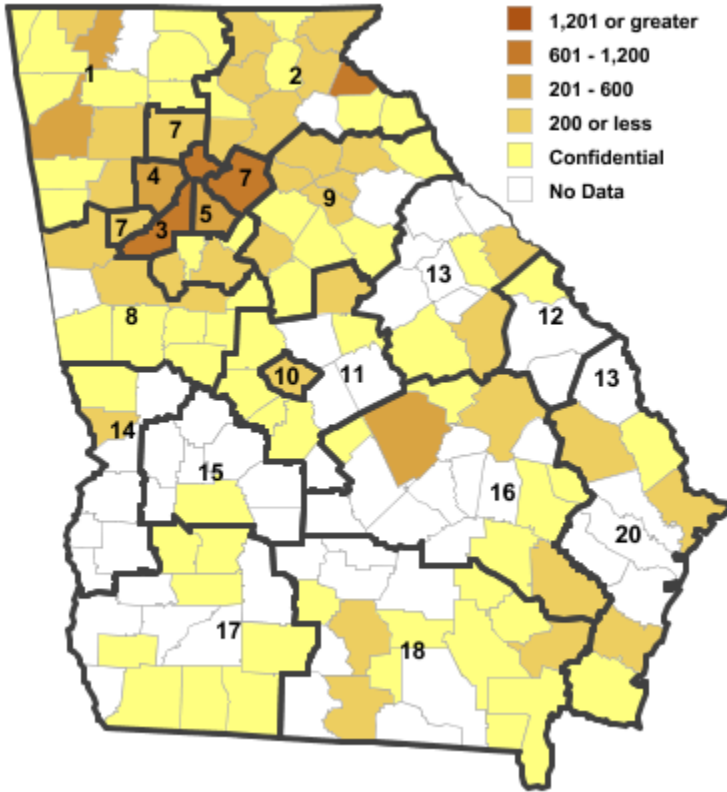


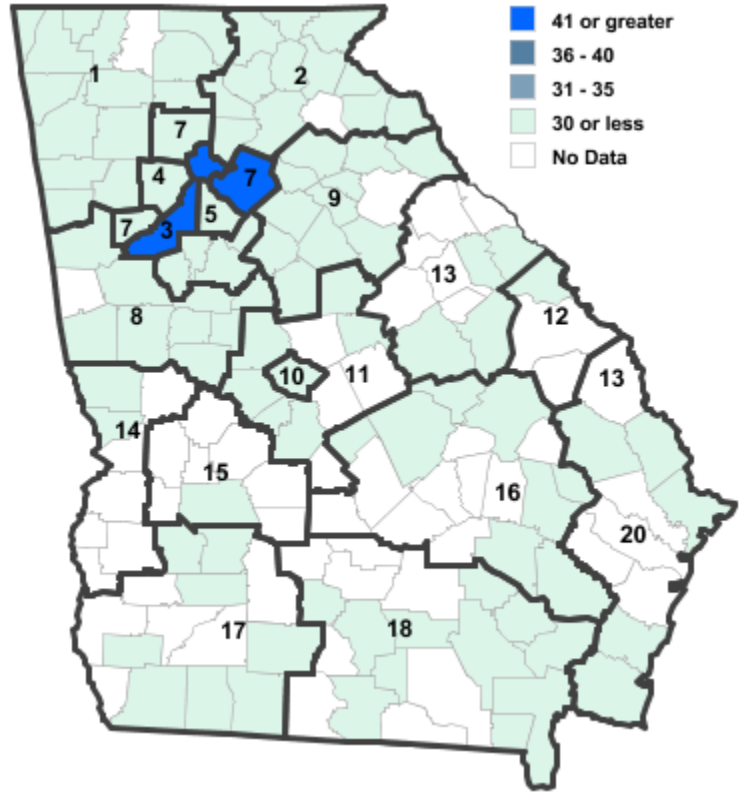
Annual Industry Averages from QCEW 2018

NAICS 337 : Furniture and Related Product Manufacturing

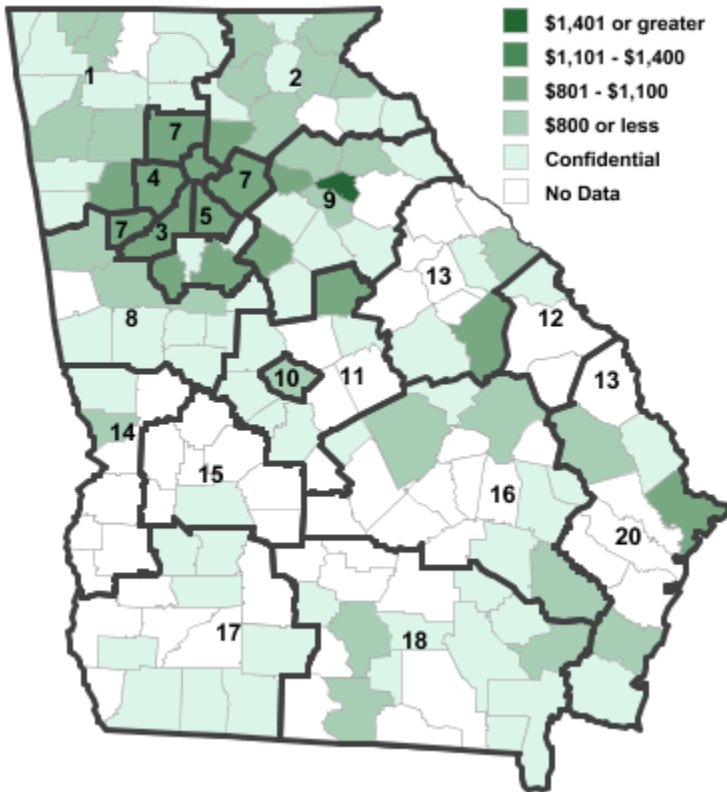
Employment



Establishments



Weekly Wages



Area

Establish- Employ- Weekly ments ment Wages

Local Workforce Development Areas

1	Northwest Georgia	54	1,818	\$840
2	Georgia Mountains	50	1,308	\$836
3	City of Atlanta	49	1,032	\$1,004
4	Cobb County	24	493	\$819
5	DeKalb County	26	345	\$948
6	Fulton County	49	1,032	\$1,004
7	Atlanta Regional	107	1,648	\$939
8	West Central Georgia	22	742	\$671
9	Northeast Georgia	47	905	\$984
10	Macon-Bibb	9	66	\$691
11	Middle Georgia	12	79	\$661
12	Central Savannah River	1	***	***
13	East Central Georgia	16	150	\$689
14	Lower Chattahoochee	12	118	\$584
15	Middle Flint	3	***	***
16	Heart of Georgia-Altamaha	24	656	\$676
17	Southwest Georgia	18	606	\$549
18	Southern Georgia	23	773	\$771
20	Coastal Georgia	25	278	\$745

Counties with largest values

59	Clarke	6	142	\$1,858
121	Fulton	49	1,032	\$1,004
135	Gwinnett	63	978	\$941

Note: *** Confidential - Industry group does not meet criteria for disclosure