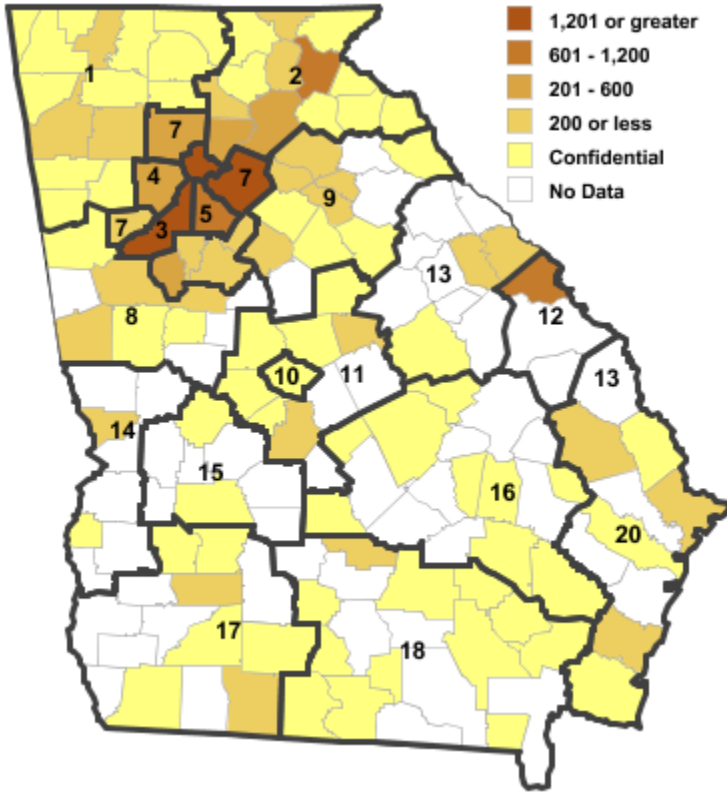


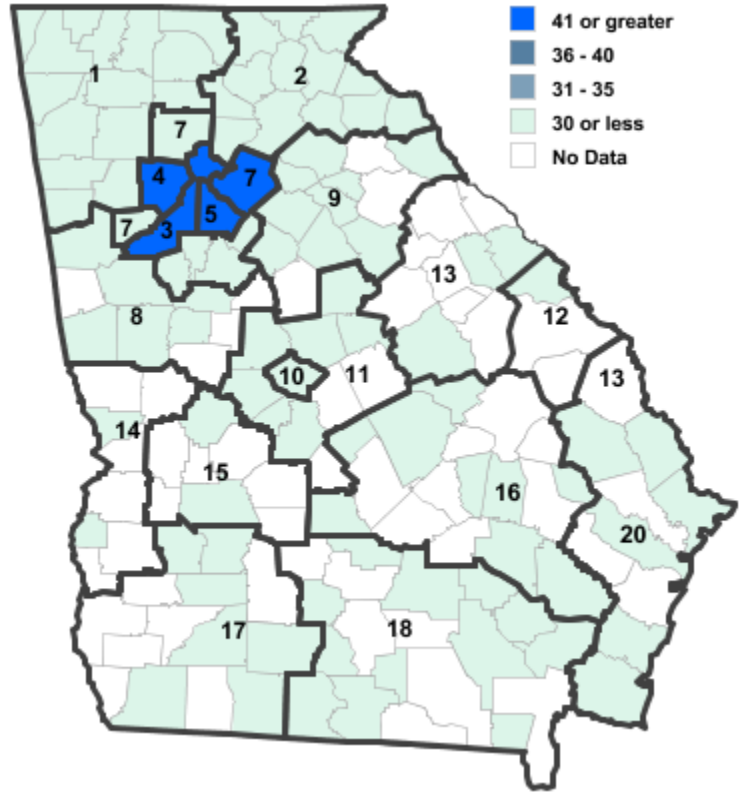
Annual Industry Averages from QCEW 2018

NAICS 339 : Miscellaneous Manufacturing

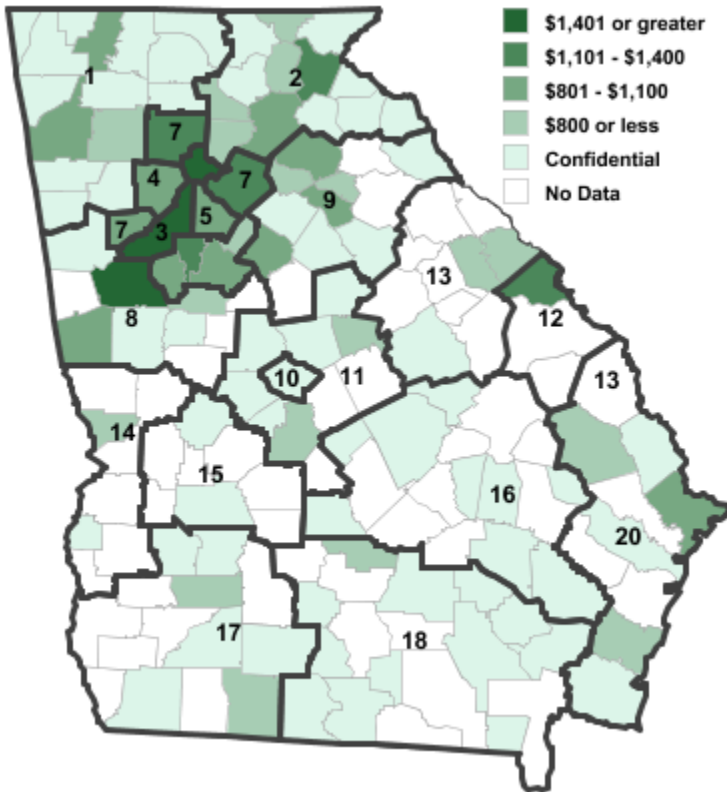
Employment



Establishments



Weekly Wages



Area

Establish- Employ- Weekly
ments ment Wages

Local Workforce Development Areas

1	Northwest Georgia	46	908	\$817
2	Georgia Mountains	82	2,197	\$1,036
3	City of Atlanta	95	1,544	\$1,891
4	Cobb County	65	589	\$900
5	DeKalb County	64	894	\$931
6	Fulton County	95	1,544	\$1,891
7	Atlanta Regional	188	3,048	\$1,226
8	West Central Georgia	27	388	\$984
9	Northeast Georgia	43	562	\$904
10	Macon-Bibb	13	***	***
11	Middle Georgia	16	51	\$560
12	Central Savannah River	15	668	\$1,117
13	East Central Georgia	13	34	\$670
14	Lower Chattahoochee	11	151	\$503
15	Middle Flint	2	***	***
16	Heart of Georgia-Altamaha	14	187	\$590
17	Southwest Georgia	20	152	\$738
18	Southern Georgia	18	174	\$733
20	Coastal Georgia	26	203	\$824

Counties with largest values

77	Coweta	11	47	\$1,913
135	Gwinnett	116	2,015	\$1,296

Note: *** Confidential - Industry group does not meet criteria for disclosure