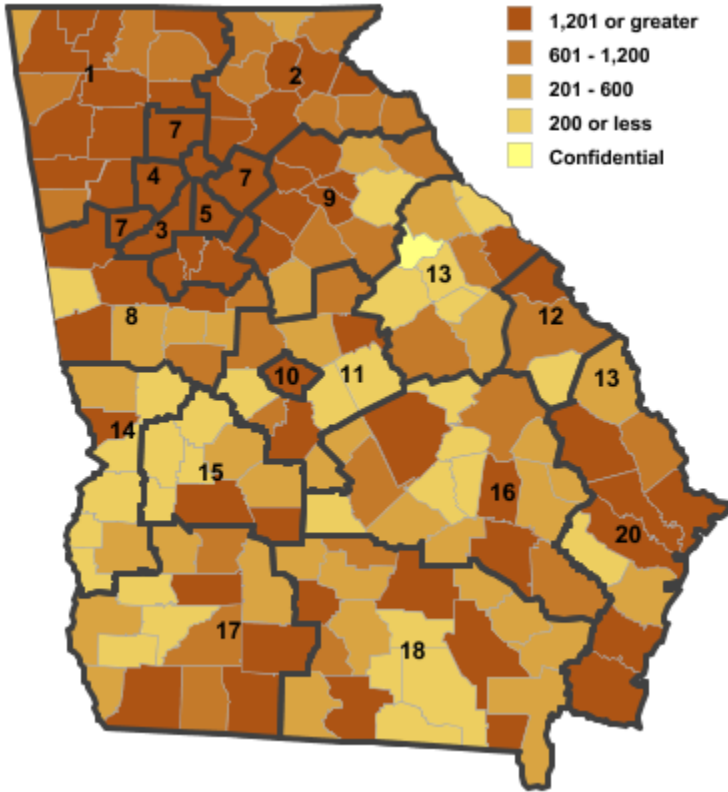


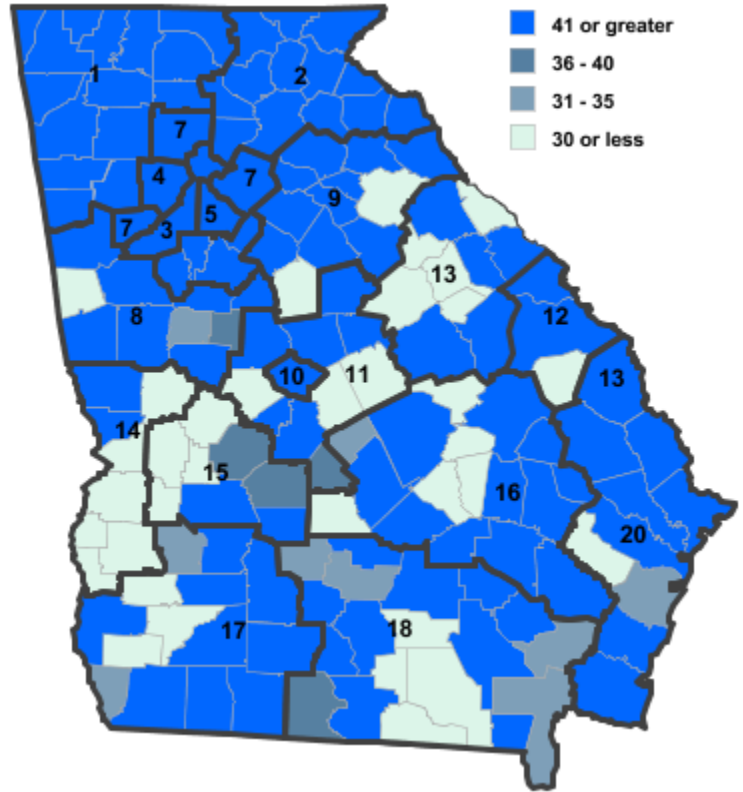
# Annual Industry Averages from QCEW 2018

## NAICS 44-45 : Retail Trade

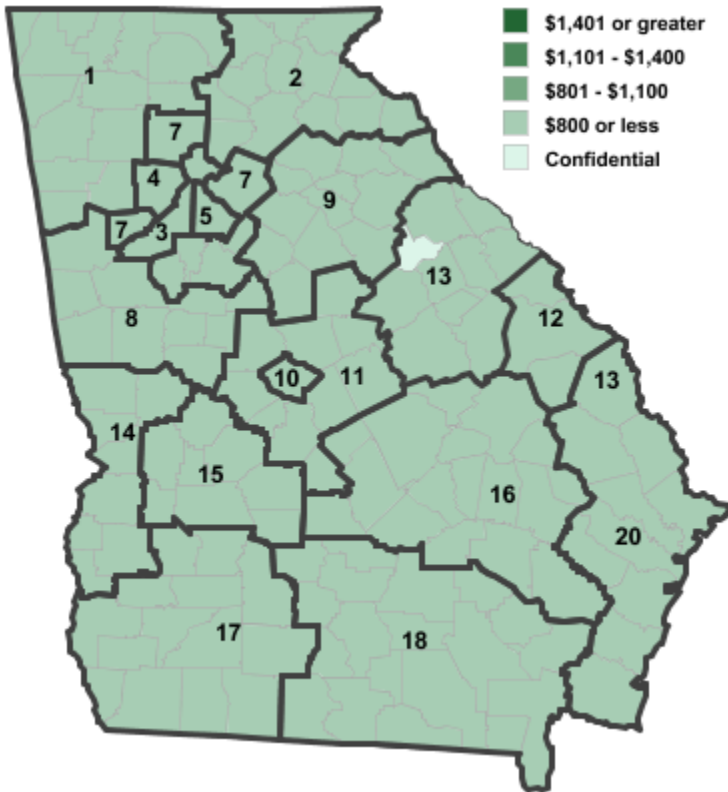
Employment



Establishments



Weekly Wages



Area

Establish- Employ- Weekly  
ments            ment    Wages

**Local Workforce Development Areas**

1	Northwest Georgia	2,553	34,385	\$530
2	Georgia Mountains	2,167	31,870	\$524
3	City of Atlanta	3,454	62,619	\$746
4	Cobb County	2,139	41,027	\$721
5	DeKalb County	2,050	33,495	\$665
6	Fulton County	3,454	62,619	\$746
7	Atlanta Regional	5,456	100,292	\$589
8	West Central Georgia	1,492	20,976	\$547
9	Northeast Georgia	1,668	25,494	\$543
10	Macon-Bibb	702	10,586	\$547
11	Middle Georgia	1,012	13,151	\$499
12	Central Savannah River	798	11,810	\$511
13	East Central Georgia	611	8,804	\$553
14	Lower Chattahoochee	843	11,293	\$488
15	Middle Flint	360	3,474	\$469
16	Heart of Georgia-Altamaha	1,067	11,406	\$492
17	Southwest Georgia	1,361	15,536	\$500
18	Southern Georgia	1,575	17,852	\$509
20	Coastal Georgia	2,498	35,472	\$538

**Counties with largest values**

121	Fulton	3,454	62,619	\$746
-----	--------	-------	--------	-------

Note: \*\*\* Confidential - Industry group does not meet criteria for disclosure