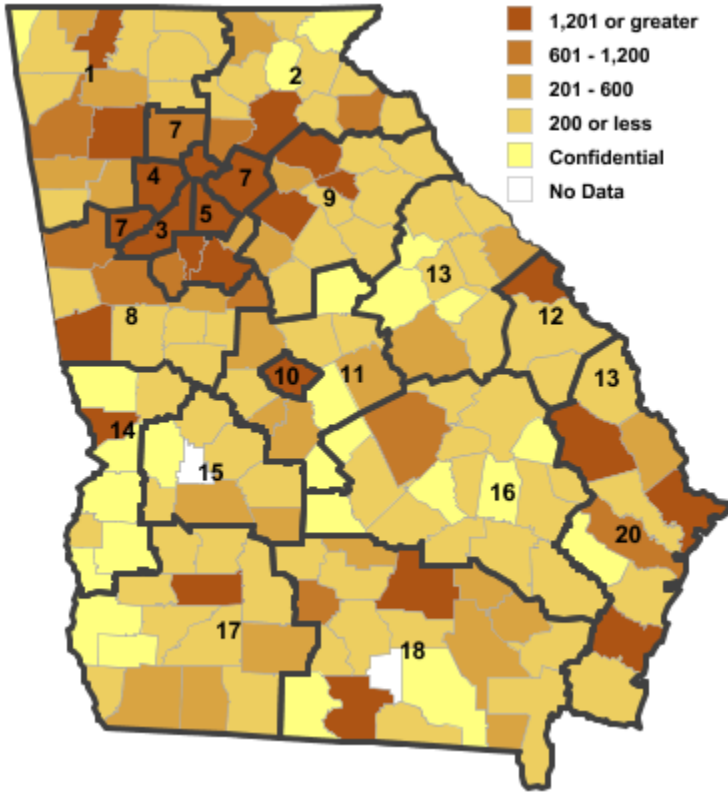


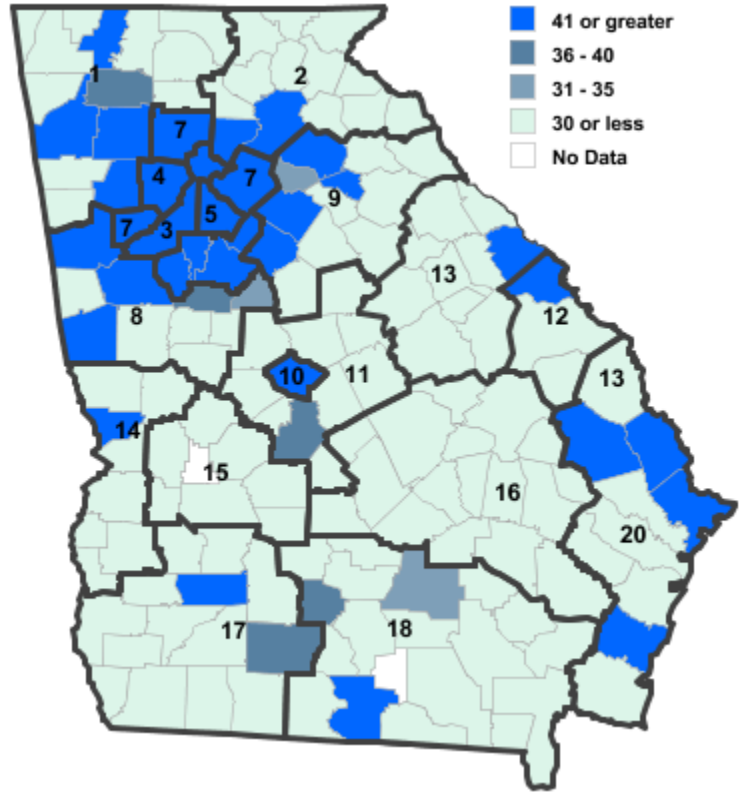
Annual Industry Averages from QCEW 2018

NAICS 48-49 : Transportation and Warehousing

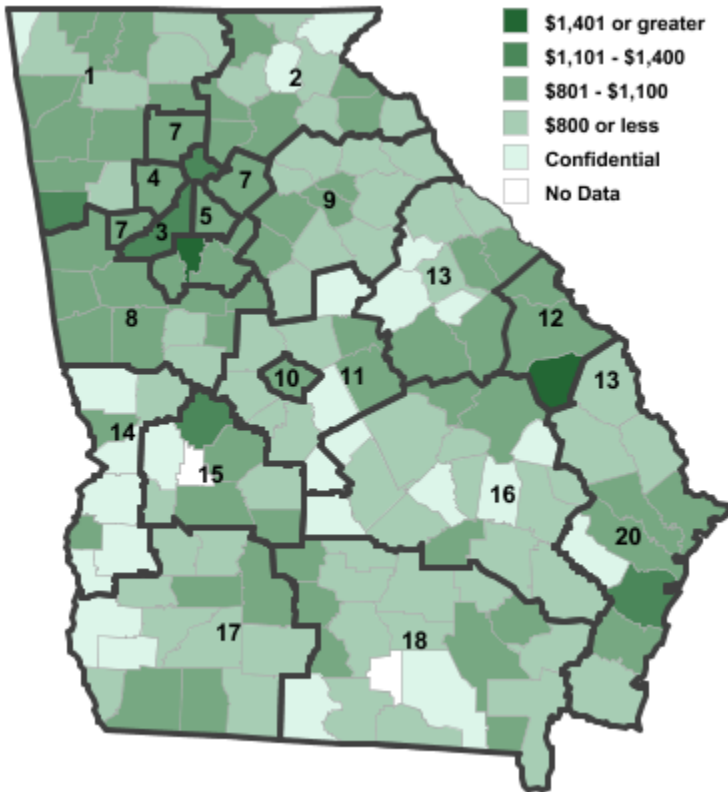
Employment



Establishments



Weekly Wages



Area

Establish- Employ- Weekly
ments ment Wages

Local Workforce Development Areas

1	Northwest Georgia	421	8,130	\$876
2	Georgia Mountains	361	5,441	\$994
3	City of Atlanta	837	44,851	\$1,361
4	Cobb County	420	12,579	\$914
5	DeKalb County	377	13,772	\$965
6	Fulton County	837	44,851	\$1,361
7	Atlanta Regional	1,621	61,992	\$1,449
8	West Central Georgia	310	5,501	\$855
9	Northeast Georgia	328	7,571	\$751
10	Macon-Bibb	99	1,958	\$825
11	Middle Georgia	134	3,872	\$660
12	Central Savannah River	113	2,431	\$878
13	East Central Georgia	112	1,158	\$891
14	Lower Chattahoochee	115	2,030	\$830
15	Middle Flint	65	1,070	\$851
16	Heart of Georgia-Altamaha	171	2,316	\$763
17	Southwest Georgia	249	3,381	\$834
18	Southern Georgia	282	7,237	\$798
20	Coastal Georgia	660	16,493	\$847

Counties with largest values

63	Clayton	423	42,446	\$1,677
121	Fulton	837	44,851	\$1,361

Note: *** Confidential - Industry group does not meet criteria for disclosure