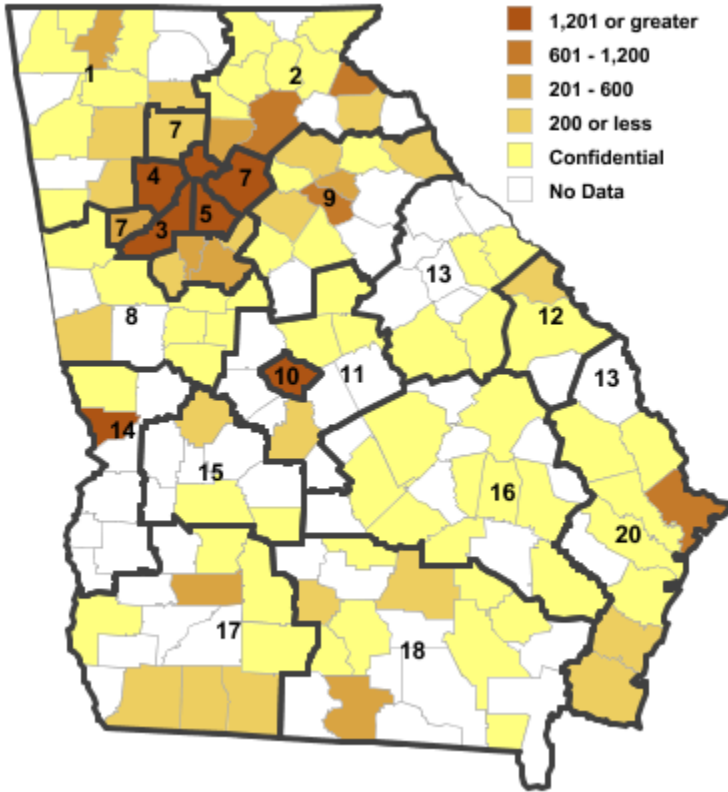


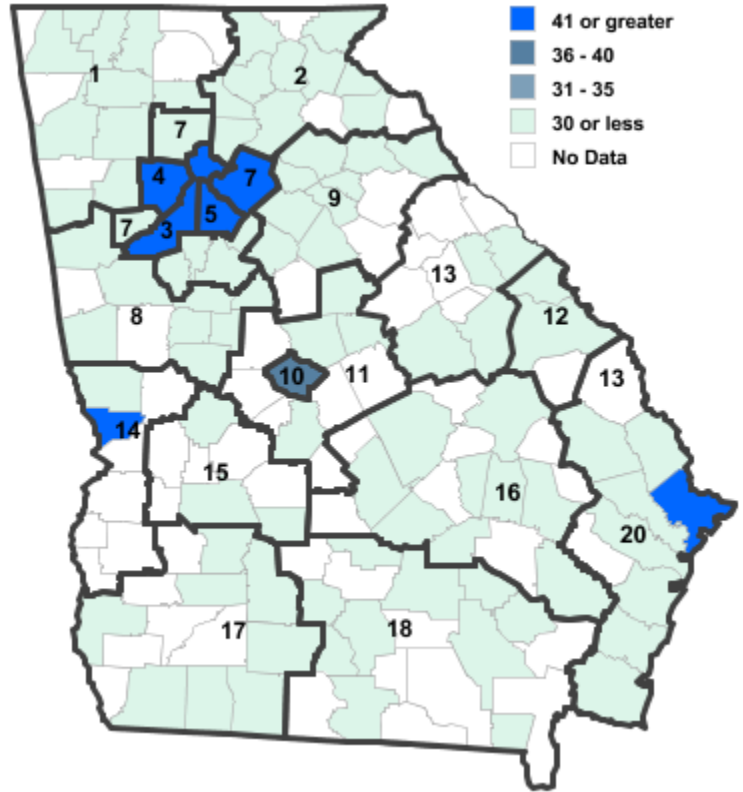
# Annual Industry Averages from QCEW 2018

## NAICS 55 : Management of Companies and Enterprises

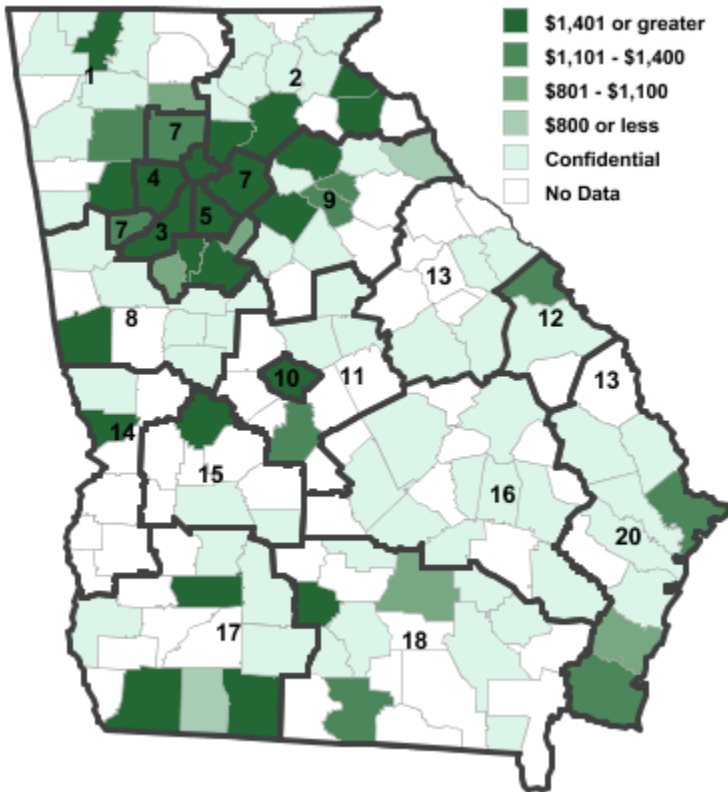
Employment



Establishments



Weekly Wages



Area

Establish- Employ- Weekly  
ments ment Wages

**Local Workforce Development Areas**

|    |                           |            |               |                |
|----|---------------------------|------------|---------------|----------------|
| 1  | Northwest Georgia         | 41         | 709           | \$1,699        |
| 2  | Georgia Mountains         | 69         | 2,612         | \$1,783        |
| 3  | City of Atlanta           | <b>385</b> | <b>26,137</b> | <b>\$2,822</b> |
| 4  | Cobb County               | 147        | 13,243        | \$2,196        |
| 5  | DeKalb County             | 95         | 7,863         | \$2,108        |
| 6  | Fulton County             | 385        | 26,137        | \$2,822        |
| 7  | Atlanta Regional          | 208        | 10,632        | \$2,103        |
| 8  | West Central Georgia      | 22         | 1,396         | \$2,017        |
| 9  | Northeast Georgia         | 49         | 1,760         | \$1,396        |
| 10 | Macon-Bibb                | 36         | 1,969         | \$1,825        |
| 11 | Middle Georgia            | 15         | 103           | \$1,229        |
| 12 | Central Savannah River    | 18         | 186           | \$1,294        |
| 13 | East Central Georgia      | 17         | 900           | \$1,128        |
| 14 | Lower Chattahoochee       | 52         | 1,511         | \$2,301        |
| 15 | Middle Flint              | 8          | 168           | \$913          |
| 16 | Heart of Georgia-Altamaha | 19         | 699           | \$1,019        |
| 17 | Southwest Georgia         | 31         | 448           | \$1,412        |
| 18 | Southern Georgia          | 32         | 505           | \$1,260        |
| 20 | Coastal Georgia           | 73         | 1,134         | \$1,204        |

**Counties with largest values**

|     |        |            |               |                |
|-----|--------|------------|---------------|----------------|
| 85  | Dawson | 1          | 1             | <b>\$6,181</b> |
| 121 | Fulton | <b>385</b> | <b>26,137</b> | <b>\$2,822</b> |

Note: \*\*\* Confidential - Industry group does not meet criteria for disclosure