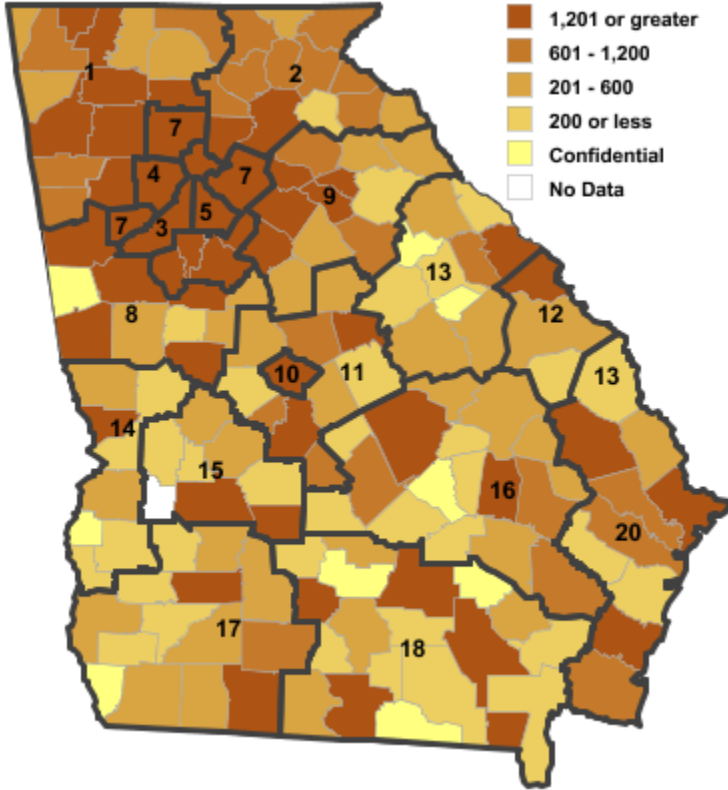
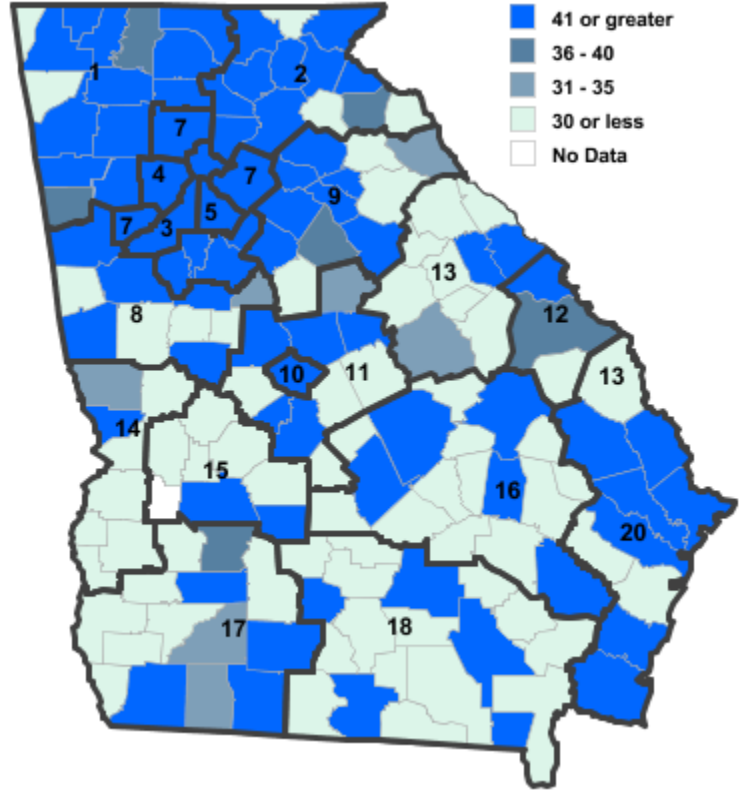


Annual Industry Averages from QCEW 2018 NAICS 62 : Health Care and Social Assistance

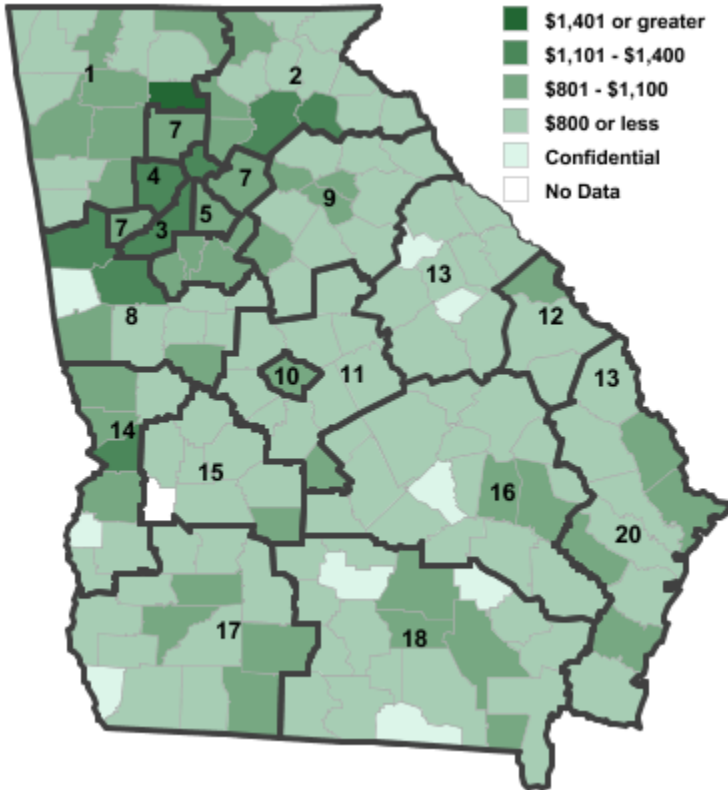
Employment



Establishments



Weekly Wages



Area

Establish- Employ- Weekly ments ment Wages

Local Workforce Development Areas

1	Northwest Georgia	1,430	29,930	\$932
2	Georgia Mountains	1,557	29,106	\$970
3	City of Atlanta	4,026	92,118	\$1,202
4	Cobb County	2,092	37,064	\$1,124
5	DeKalb County	1,988	42,533	\$1,015
6	Fulton County	4,026	92,118	\$1,202
7	Atlanta Regional	4,589	70,606	\$922
8	West Central Georgia	903	21,537	\$991
9	Northeast Georgia	1,232	21,230	\$933
10	Macon-Bibb	572	16,009	\$1,023
11	Middle Georgia	667	10,025	\$672
12	Central Savannah River	688	19,068	\$1,013
13	East Central Georgia	461	6,292	\$694
14	Lower Chattahoochee	740	13,374	\$925
15	Middle Flint	174	3,817	\$685
16	Heart of Georgia-Altamaha	567	9,439	\$761
17	Southwest Georgia	782	16,258	\$929
18	Southern Georgia	872	13,599	\$769
20	Coastal Georgia	1,626	31,820	\$946

Counties with largest values

121	Fulton	4,026	92,125	\$1,202
227	Pickens	71	1,312	\$1,592

Note: *** Confidential - Industry group does not meet criteria for disclosure