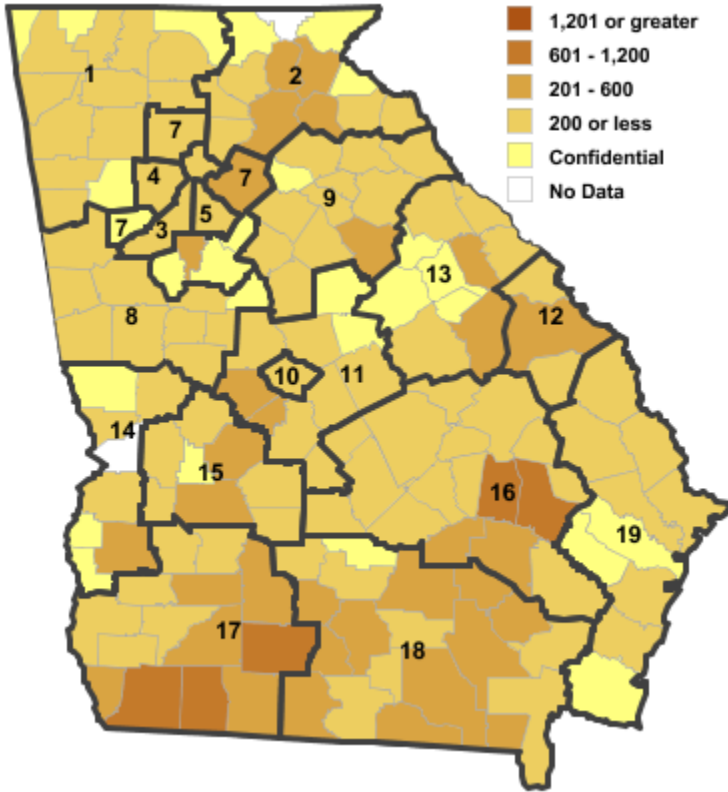


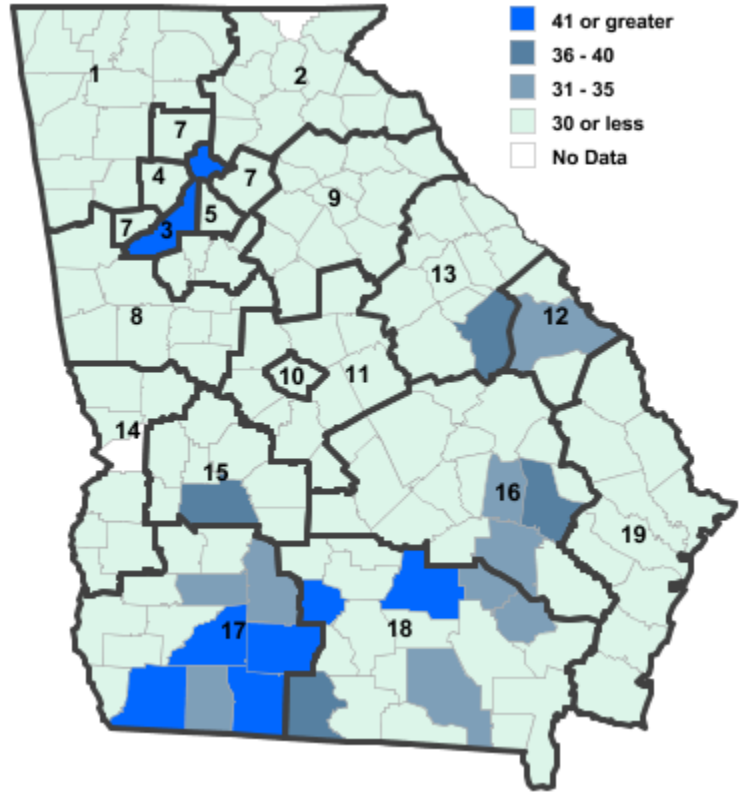
Annual Industry Averages from QCEW 2019

NAICS 11 : Agriculture, Forestry, Fishing, and Hunting

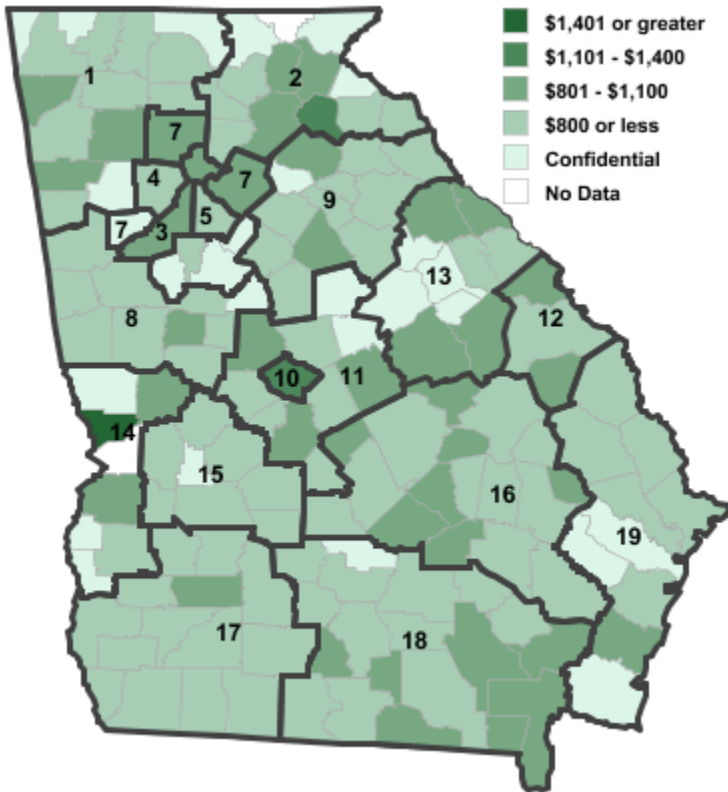
Employment



Establishments



Weekly Wages



Area

Establish- Employ- Weekly
ments ment Wages

Local Workforce Development Areas

1	Northwest Georgia	126	991	\$682
2	Georgia Mountains	141	1,863	\$864
3	City of Atlanta	43	152	\$1,085
4	Cobb County	17	45	\$711
5	DeKalb County	6	20	\$792
6	Fulton County	43	152	\$1,085
7	Atlanta Regional	71	926	\$792
8	West Central Georgia	92	542	\$696
9	Northeast Georgia	162	1,664	\$726
10	Macon-Bibb	9	78	\$1,321
11	Middle Georgia	115	1,659	\$681
12	Central Savannah River	45	250	\$751
13	East Central Georgia	98	941	\$823
14	Lower Chattahoochee	73	719	\$774
15	Middle Flint	132	1,338	\$720
16	Heart of Georgia-Altamaha	272	3,058	\$729
17	Southwest Georgia	499	4,940	\$630
18	Southern Georgia	418	4,554	\$703
19	Coastal Georgia	100	634	\$763

Counties with largest values

71	Colquitt	75	1,101	\$604
215	Muscogee	11	56	\$1,485

Note: *** Confidential - Industry group does not meet criteria for disclosure