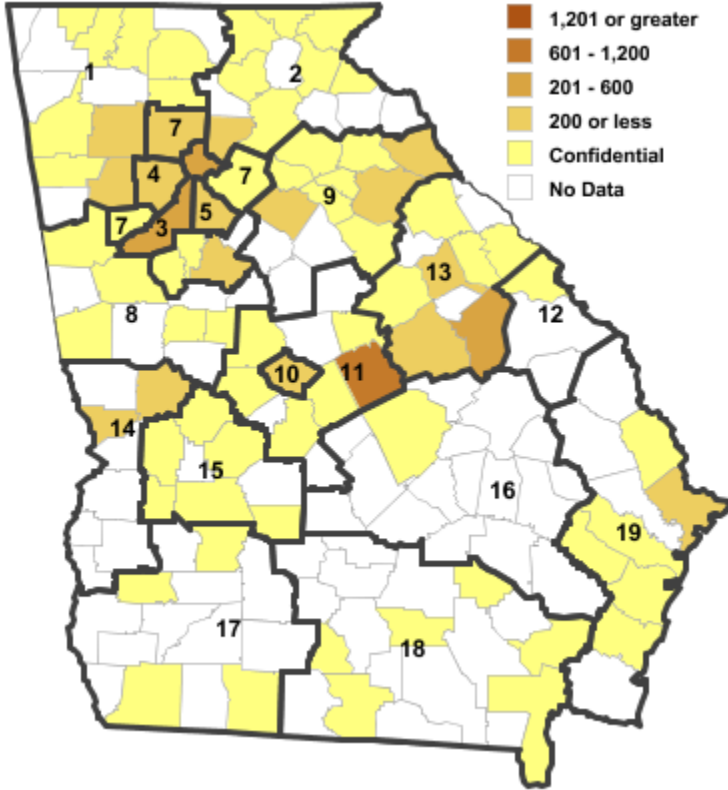


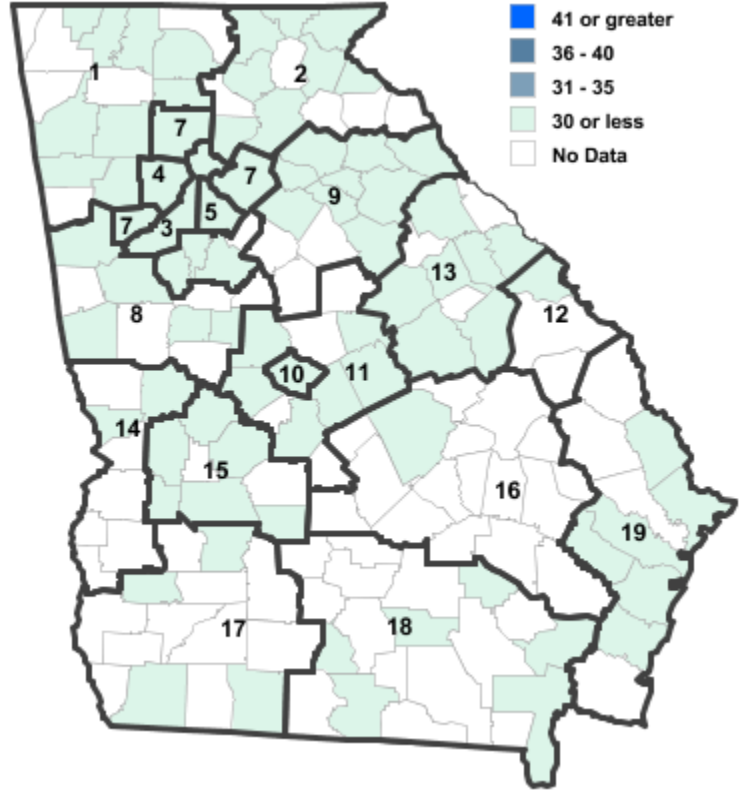
Annual Industry Averages from QCEW 2019

NAICS 21 : Mining

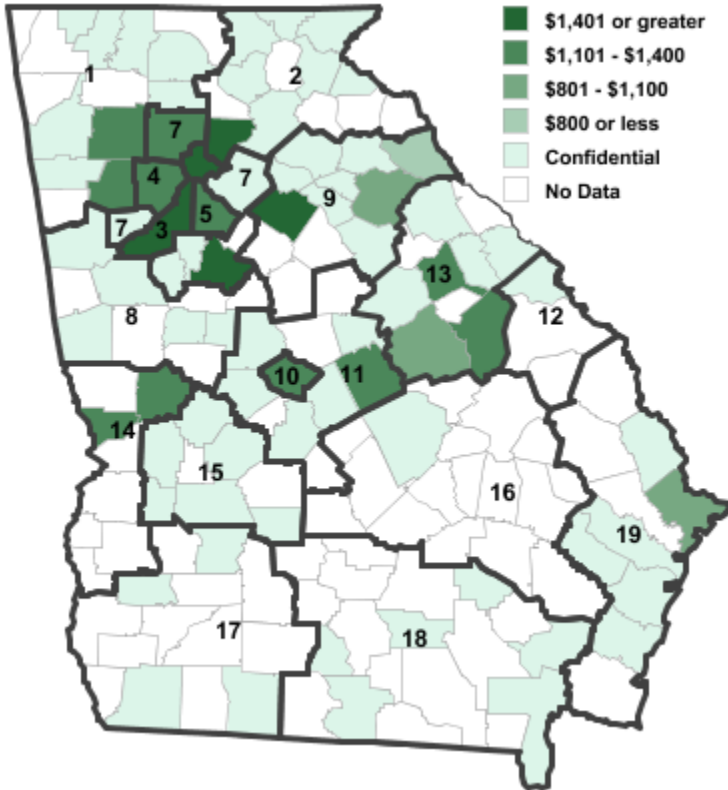
Employment



Establishments



Weekly Wages



Area

Establish- Employ- Weekly ments ment Wages

Local Workforce Development Areas

Area	Establishments	Employment	Weekly Wages
1 Northwest Georgia	25	566	\$1,333
2 Georgia Mountains	17	174	\$1,351
3 City of Atlanta	9	202	\$3,059
4 Cobb County	6	74	\$1,176
5 DeKalb County	3	68	\$1,355
6 Fulton County	9	202	\$3,059
7 Atlanta Regional	25	432	\$1,376
8 West Central Georgia	7	***	***
9 Northeast Georgia	34	317	\$1,002
10 Macon-Bibb	3	169	\$1,319
11 Middle Georgia	17	1,157	\$1,401
12 Central Savannah River	3	***	***
13 East Central Georgia	25	769	\$1,289
14 Lower Chattahoochee	7	163	\$1,199
15 Middle Flint	8	272	\$1,106
16 Heart of Georgia-Altamaha	1	***	***
17 Southwest Georgia	5	347	\$1,178
18 Southern Georgia	8	250	\$1,083
19 Coastal Georgia	10	72	\$1,115

Counties with largest values

105 Elbert	13	135	\$739
121 Fulton	9	202	\$3,059
319 Wilkinson	10	907	\$1,361

Note: *** Confidential - Industry group does not meet criteria for disclosure