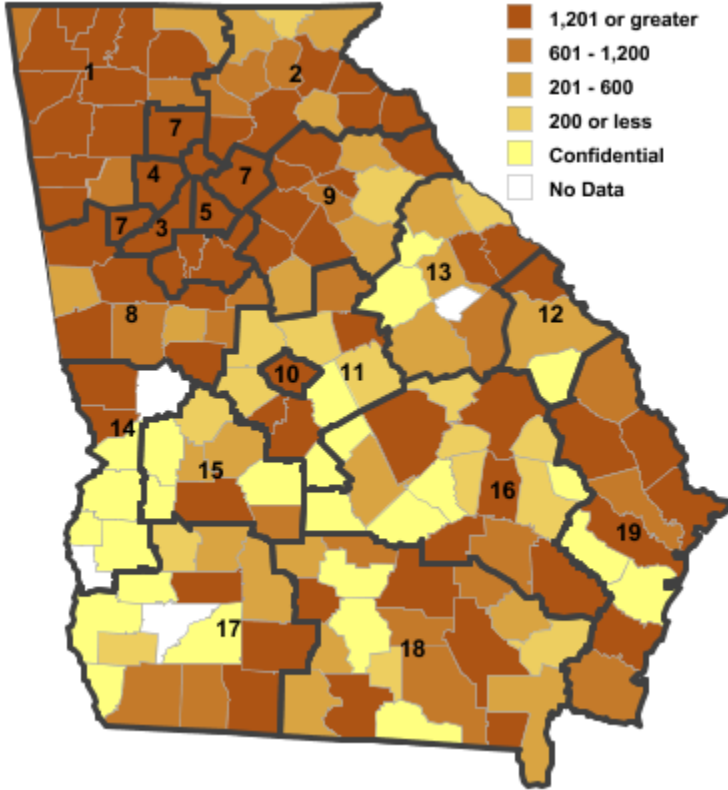


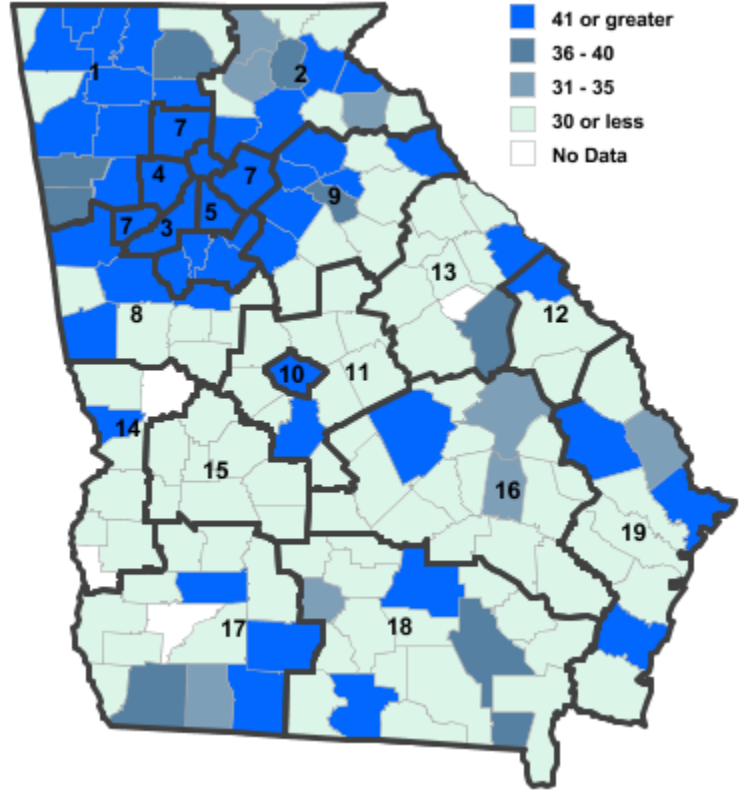
Annual Industry Averages from QCEW 2019

NAICS 31-33 : Manufacturing

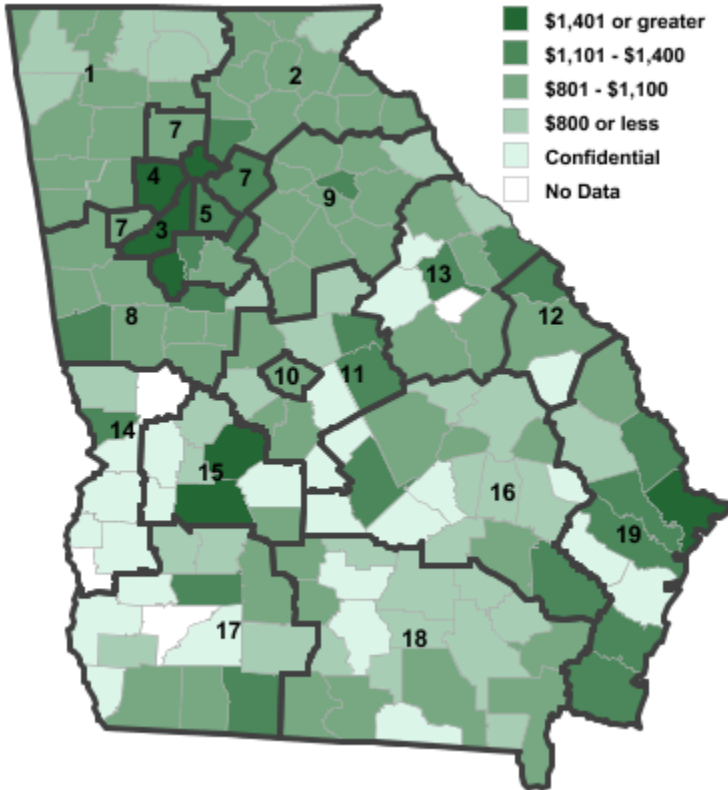
Employment



Establishments



Weekly Wages



Area

Establish- Employ- Weekly
ments ment Wages

Local Workforce Development Areas

1	Northwest Georgia	1,107	67,599	\$924
2	Georgia Mountains	843	42,355	\$940
3	City of Atlanta	985	26,879	\$1,493
4	Cobb County	646	18,640	\$1,468
5	DeKalb County	510	13,673	\$1,103
6	Fulton County	985	26,879	\$1,493
7	Atlanta Regional	1,695	55,686	\$1,255
8	West Central Georgia	466	31,760	\$1,046
9	Northeast Georgia	629	25,835	\$1,042
10	Macon-Bibb	138	5,949	\$1,074
11	Middle Georgia	187	10,877	\$972
12	Central Savannah River	143	8,658	\$1,212
13	East Central Georgia	171	7,246	\$1,053
14	Lower Chattahoochee	160	8,060	\$1,072
15	Middle Flint	89	5,524	\$1,039
16	Heart of Georgia-Altamaha	276	12,402	\$866
17	Southwest Georgia	354	14,532	\$1,001
18	Southern Georgia	405	18,291	\$829
19	Coastal Georgia	485	26,750	\$1,514

Counties with largest values

51	Chatham	243	16,125	\$1,760
121	Fulton	985	26,881	\$1,493
135	Gwinnett	956	28,473	\$1,357

Note: *** Confidential - Industry group does not meet criteria for disclosure