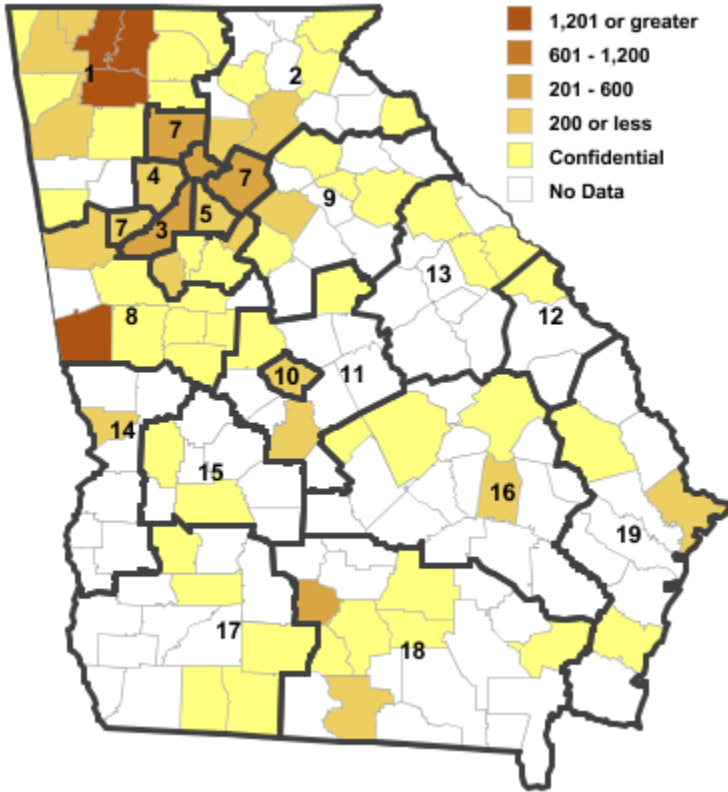


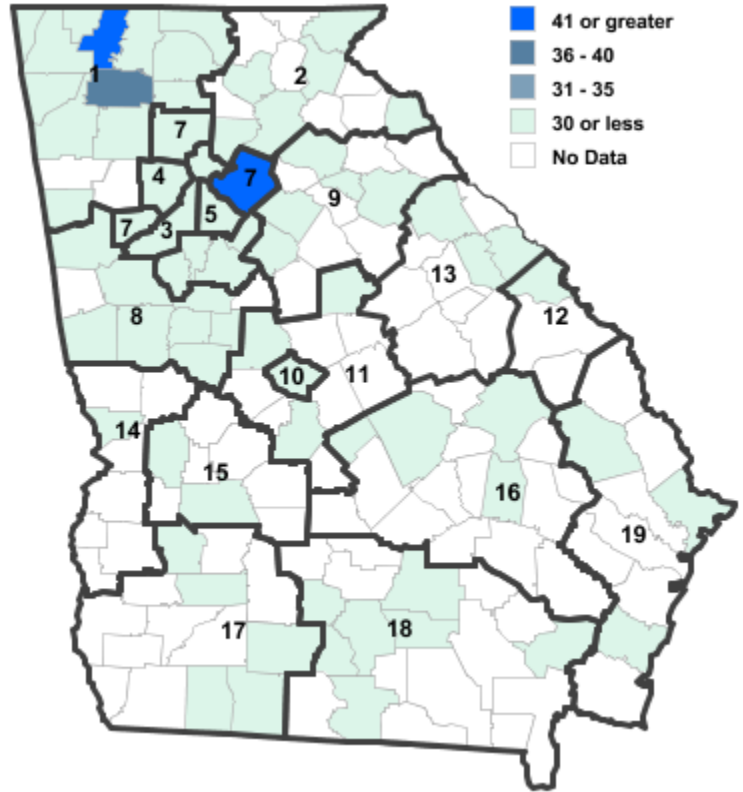
Annual Industry Averages from QCEW 2019

NAICS 314 : Textile Product Mills

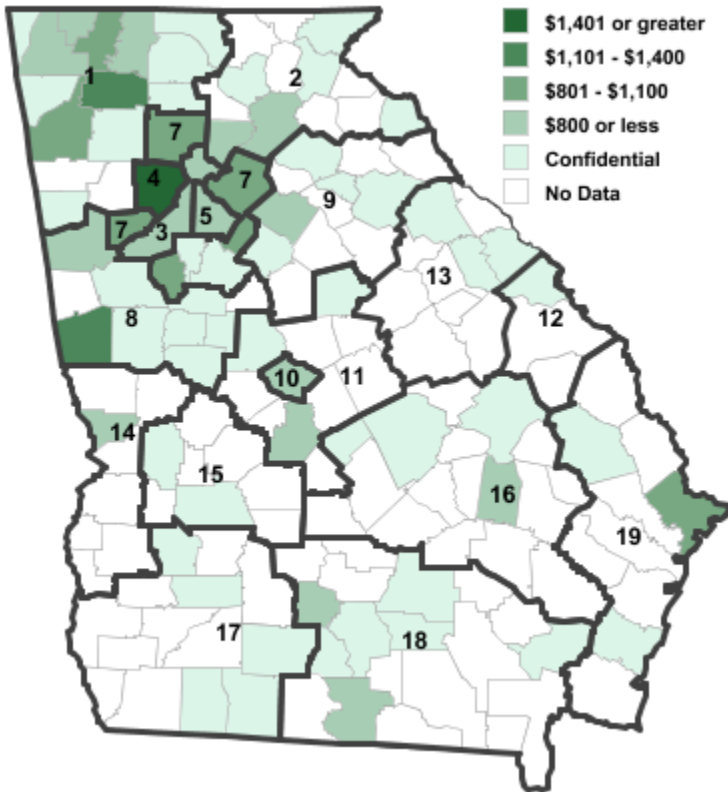
Employment



Establishments



Weekly Wages



Area

Establish- Employ- Weekly
ments ment Wages

Local Workforce Development Areas

1	Northwest Georgia	190	22,176	\$906
2	Georgia Mountains	24	182	\$644
3	City of Atlanta	15	353	\$749
4	Cobb County	19	199	\$3,440
5	DeKalb County	12	166	\$694
6	Fulton County	15	353	\$749
7	Atlanta Regional	69	956	\$871
8	West Central Georgia	22	2,629	\$1,108
9	Northeast Georgia	8	46	\$372
10	Macon-Bibb	4	46	\$488
11	Middle Georgia	5	10	\$570
12	Central Savannah River	3	***	***
13	East Central Georgia	4	***	***
14	Lower Chattahoochee	3	15	\$572
15	Middle Flint	3	30	\$592
16	Heart of Georgia-Altamaha	7	316	\$396
17	Southwest Georgia	11	75	\$602
18	Southern Georgia	14	394	\$597
19	Coastal Georgia	13	127	\$864

Counties with largest values

67	Cobb	19	199	\$3,440
313	Whitfield	93	11,845	\$840

Note: *** Confidential - Industry group does not meet criteria for disclosure