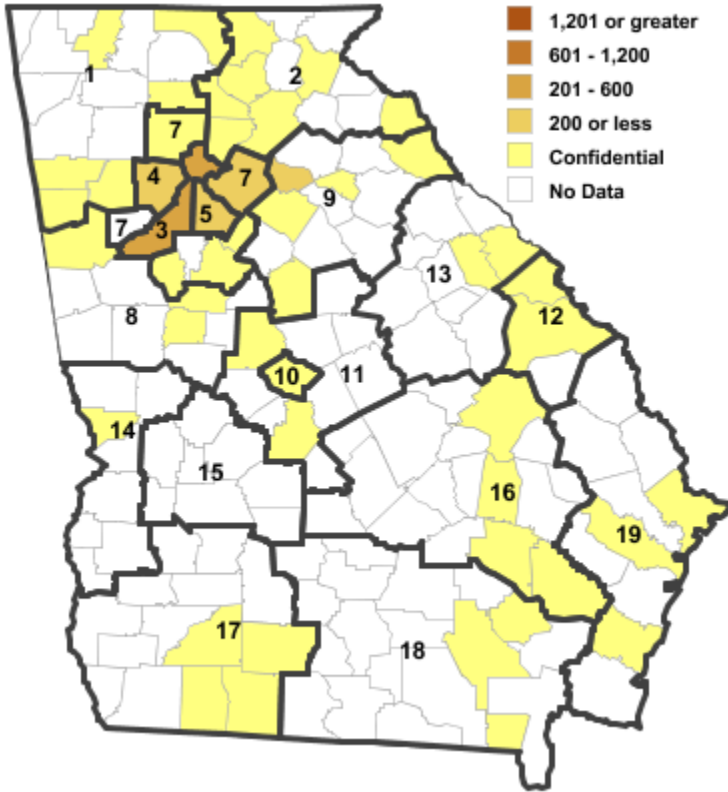


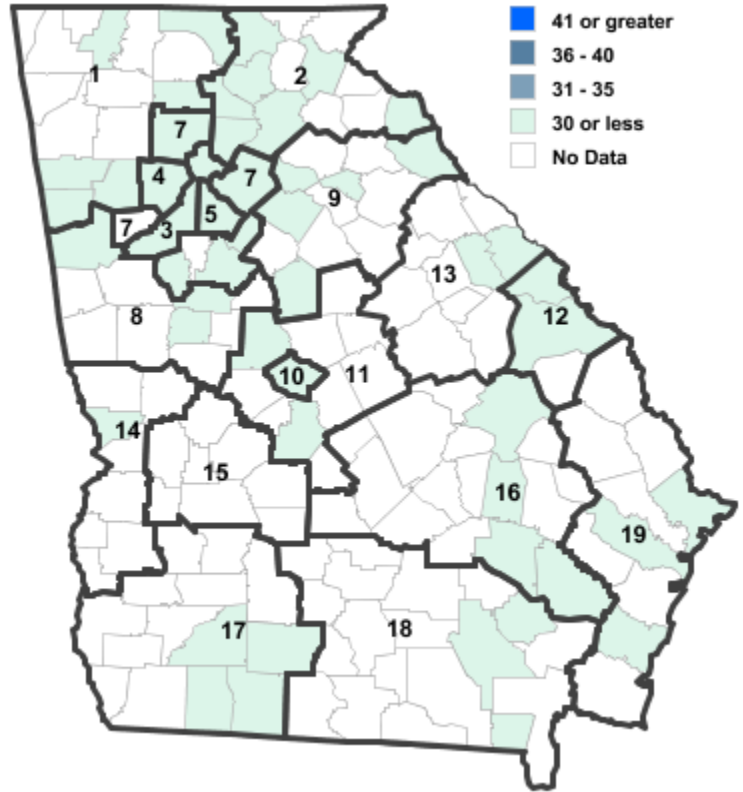
Annual Industry Averages from QCEW 2019

NAICS 315 : Apparel Manufacturing

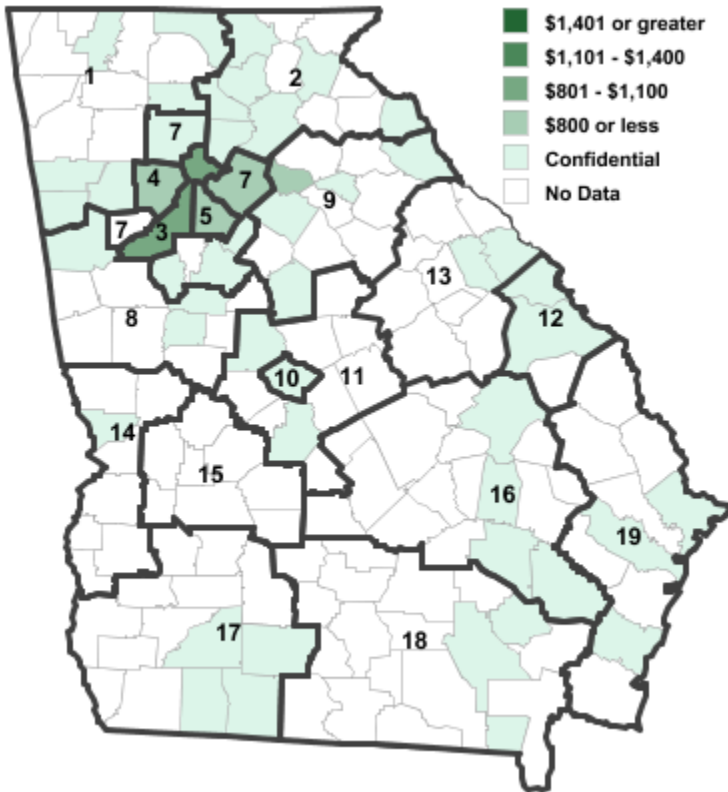
Employment



Establishments



Weekly Wages



Area

Establish- Employ- Weekly
ments ment Wages

Local Workforce Development Areas

1	Northwest Georgia	6	***	***
2	Georgia Mountains	8	247	\$1,198
3	City of Atlanta	16	239	\$905
4	Cobb County	8	49	\$724
5	DeKalb County	8	24	\$698
6	Fulton County	16	239	\$905
7	Atlanta Regional	17	358	\$903
8	West Central Georgia	5	***	***
9	Northeast Georgia	8	35	\$507
10	Macon-Bibb	2	***	***
11	Middle Georgia	2	***	***
12	Central Savannah River	2	***	***
13	East Central Georgia	2	***	***
14	Lower Chattahoochee	2	***	***
16	Heart of Georgia-Altamaha	5	119	\$562
17	Southwest Georgia	8	111	\$434
18	Southern Georgia	2	***	***
19	Coastal Georgia	6	32	\$582

Counties with largest values

45	Carroll	3	348	\$454
85	Dawson	1	8	\$6,440
121	Fulton	16	239	\$905

Note: *** Confidential - Industry group does not meet criteria for disclosure