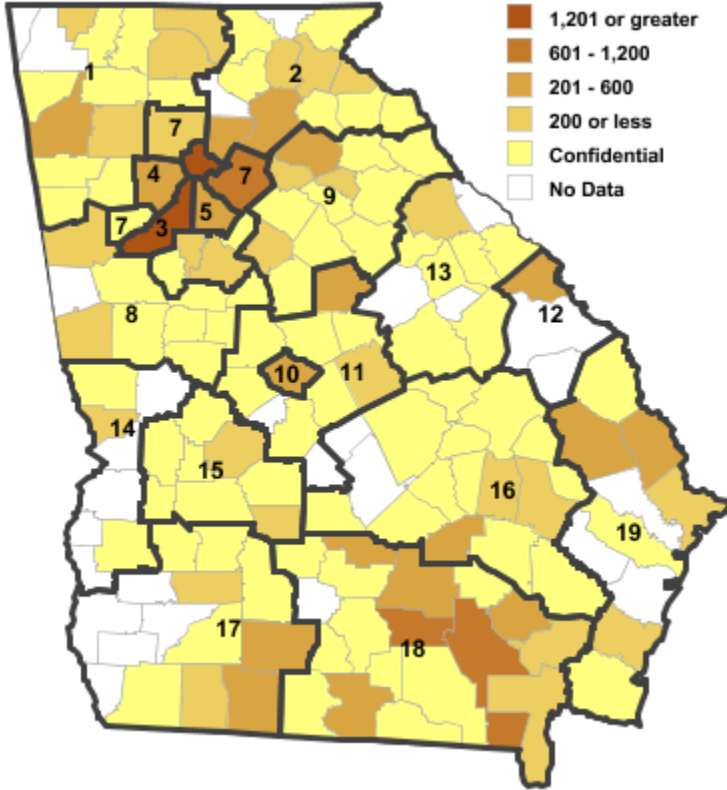


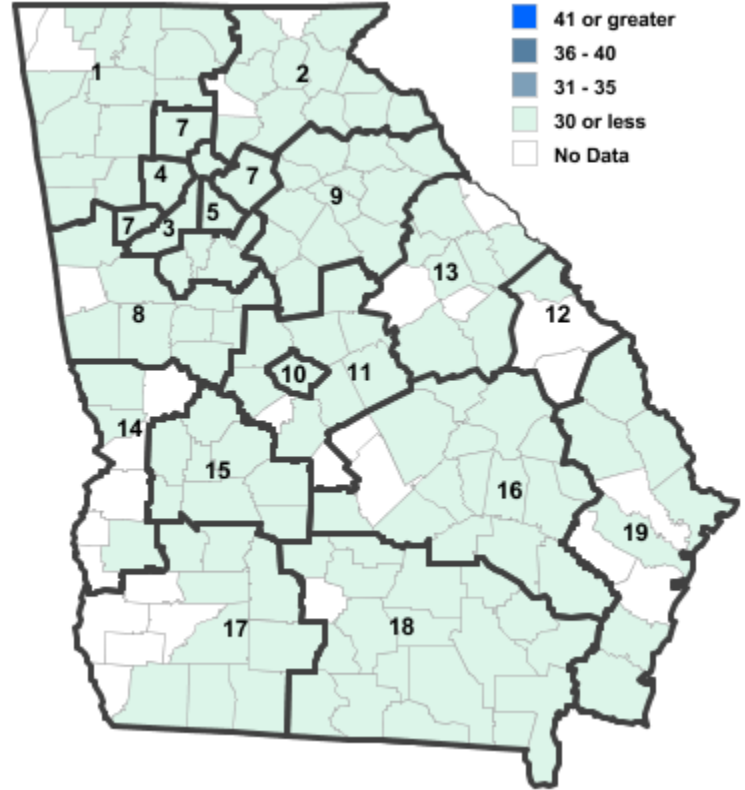
Annual Industry Averages from QCEW 2019

NAICS 321 : Wood Product Manufacturing

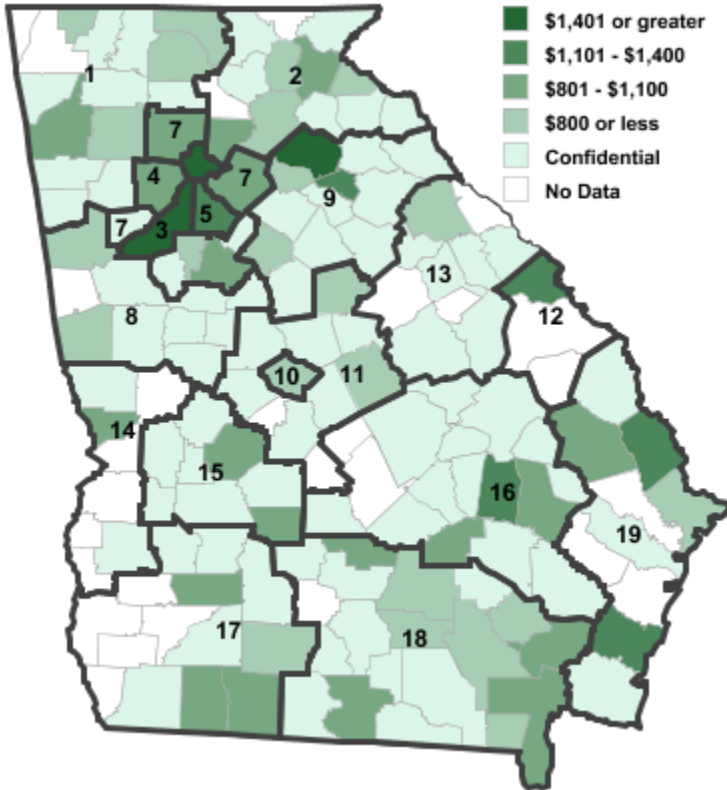
Employment



Establishments



Weekly Wages



Area

Establish- Employ- Weekly
ments ment Wages

Local Workforce Development Areas

1	Northwest Georgia	43	1,036	\$788
2	Georgia Mountains	50	914	\$763
3	City of Atlanta	30	1,770	\$1,690
4	Cobb County	21	590	\$851
5	DeKalb County	16	567	\$1,142
6	Fulton County	30	1,770	\$1,690
7	Atlanta Regional	51	1,937	\$1,349
8	West Central Georgia	25	795	\$891
9	Northeast Georgia	41	1,469	\$1,127
10	Macon-Bibb	7	245	\$689
11	Middle Georgia	22	914	\$811
12	Central Savannah River	11	328	\$1,270
13	East Central Georgia	27	1,116	\$1,036
14	Lower Chattahoochee	6	182	\$928
15	Middle Flint	18	649	\$1,012
16	Heart of Georgia-Altamaha	39	1,581	\$956
17	Southwest Georgia	45	1,799	\$762
18	Southern Georgia	61	3,888	\$759
19	Coastal Georgia	30	740	\$1,037

Counties with largest values

93	Dooley	1	19	\$2,937
121	Fulton	30	1,770	\$1,690

Note: *** Confidential - Industry group does not meet criteria for disclosure