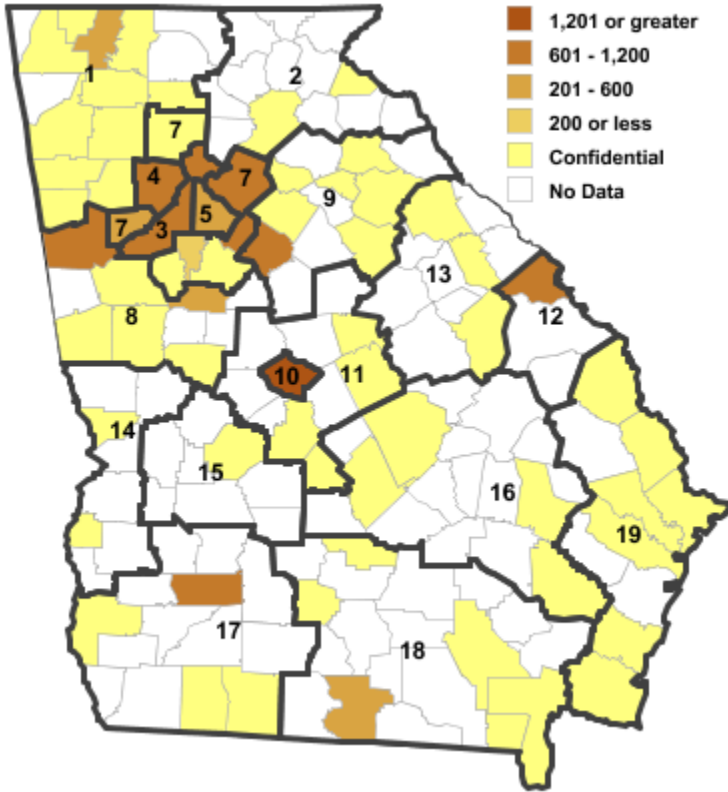


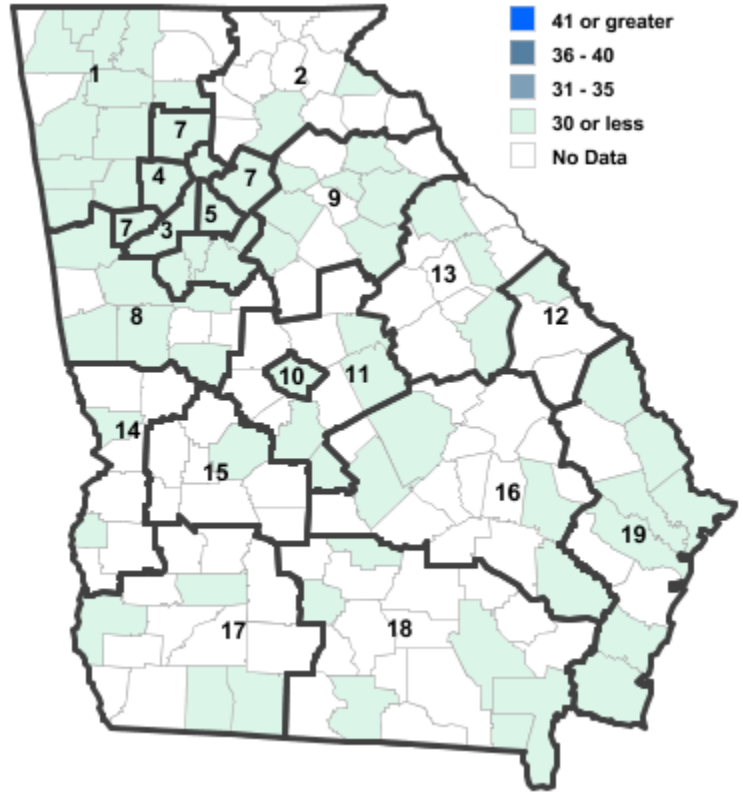
Annual Industry Averages from QCEW 2019

NAICS 322 : Paper Manufacturing

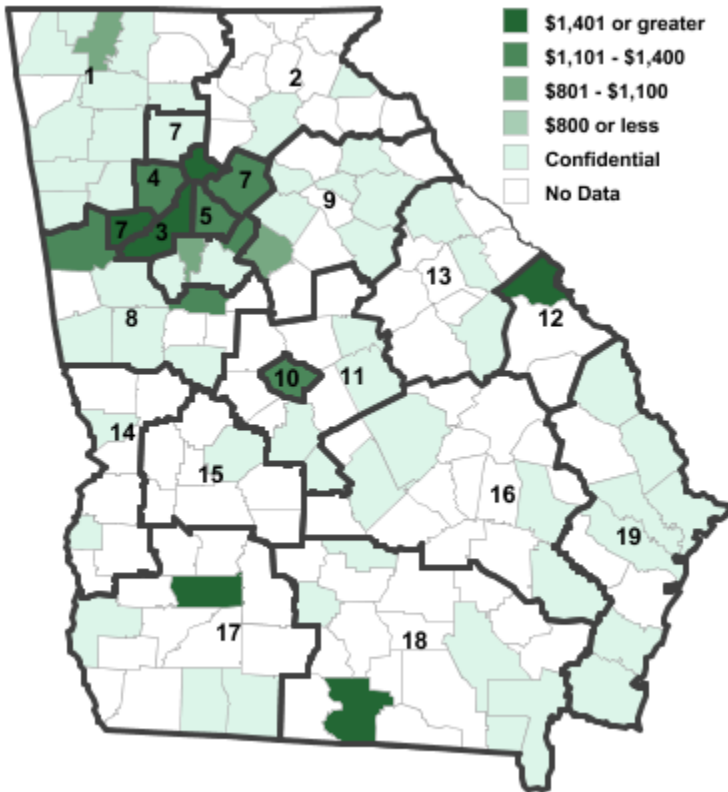
Employment



Establishments



Weekly Wages



Area

Establish- Employ- Weekly
ments ment Wages

Local Workforce Development Areas

1	Northwest Georgia	23	1,441	\$1,340
2	Georgia Mountains	3	***	***
3	City of Atlanta	26	1,083	\$2,482
4	Cobb County	16	995	\$1,323
5	DeKalb County	9	407	\$1,124
6	Fulton County	26	1,083	\$2,482
7	Atlanta Regional	41	2,755	\$1,247
8	West Central Georgia	20	1,397	\$1,121
9	Northeast Georgia	15	997	\$1,008
10	Macon-Bibb	7	1,407	\$1,341
11	Middle Georgia	4	483	\$1,200
12	Central Savannah River	9	1,166	\$1,554
13	East Central Georgia	3	***	***
14	Lower Chattahoochee	2	***	***
15	Middle Flint	1	***	***
16	Heart of Georgia-Altamaha	11	1,384	\$1,549
17	Southwest Georgia	10	1,450	\$1,569
18	Southern Georgia	11	817	\$1,286
19	Coastal Georgia	23	3,153	\$1,592

Counties with largest values

21	Bibb	7	1,407	\$1,341
121	Fulton	26	1,083	\$2,482
223	Paulding	1	1	\$3,583

Note: *** Confidential - Industry group does not meet criteria for disclosure