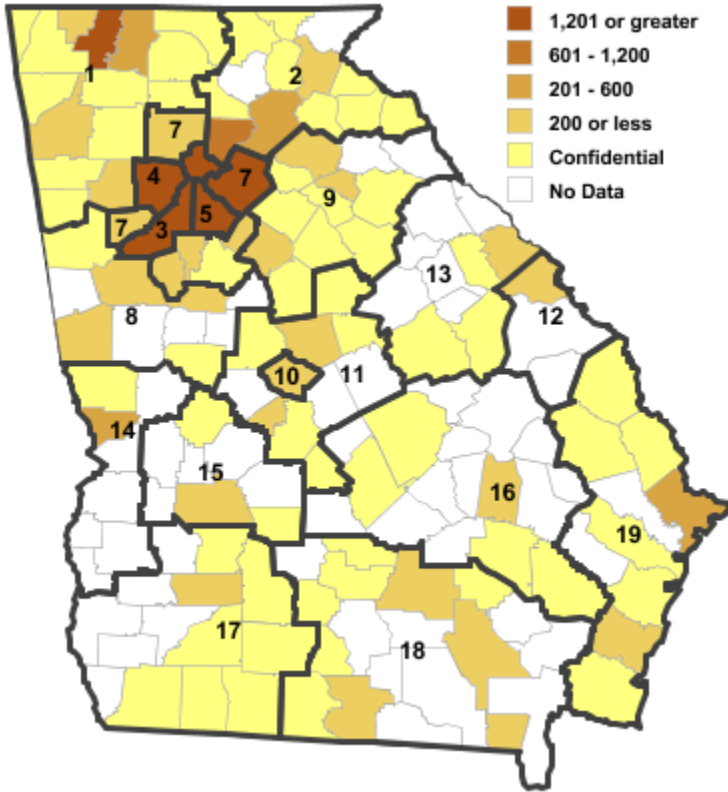


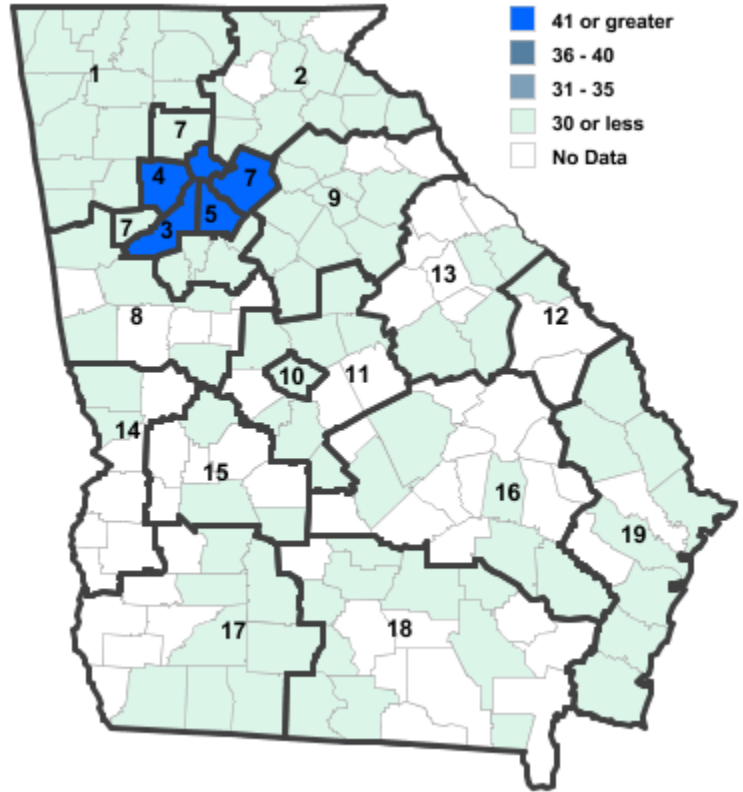
# Annual Industry Averages from QCEW 2019

## NAICS 323 : Printing and Related Support Activities

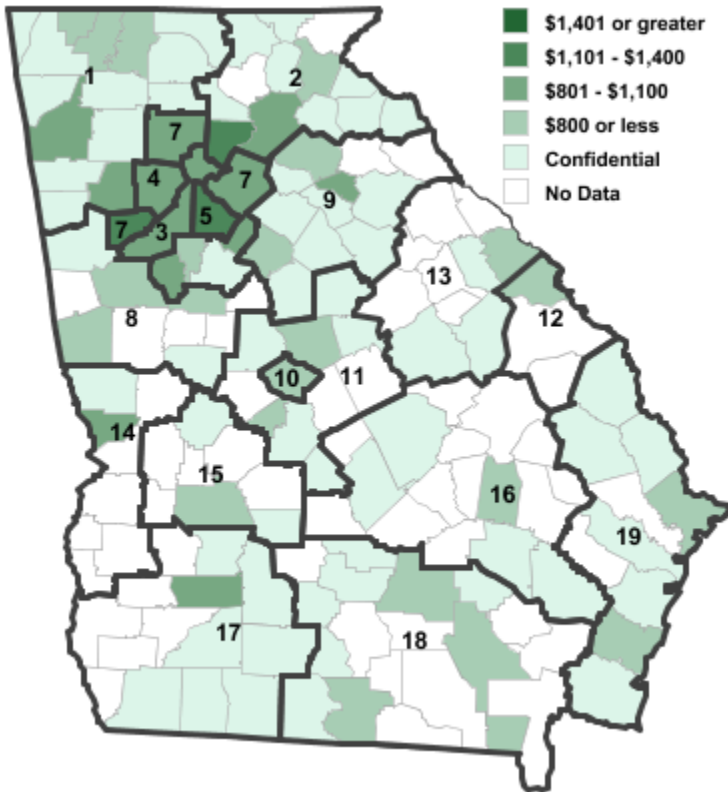
Employment



Establishments



Weekly Wages



Area

Establish- Employ- Weekly  
ments          ment          Wages

**Local Workforce Development Areas**

1	Northwest Georgia	65	2,104	\$662
2	Georgia Mountains	56	1,359	\$1,022
3	City of Atlanta	113	1,860	\$1,051
4	Cobb County	97	1,291	\$929
5	DeKalb County	71	1,231	<b>\$1,204</b>
6	Fulton County	113	1,860	\$1,051
7	Atlanta Regional	<b>187</b>	<b>2,470</b>	\$1,040
8	West Central Georgia	25	652	\$921
9	Northeast Georgia	35	488	\$707
10	Macon-Bibb	10	157	\$690
11	Middle Georgia	18	85	\$772
12	Central Savannah River	7	65	\$725
13	East Central Georgia	11	46	\$527
14	Lower Chattahoochee	22	245	\$902
15	Middle Flint	5	19	\$548
16	Heart of Georgia-Altamaha	12	59	\$572
17	Southwest Georgia	15	139	\$753
18	Southern Georgia	30	140	\$565
19	Coastal Georgia	35	520	\$667

**Counties with largest values**

97	Douglas	5	41	<b>\$1,240</b>
121	Fulton	113	<b>1,860</b>	\$1,051
135	Gwinnett	<b>122</b>	1,816	\$1,071

Note: \*\*\* Confidential - Industry group does not meet criteria for disclosure