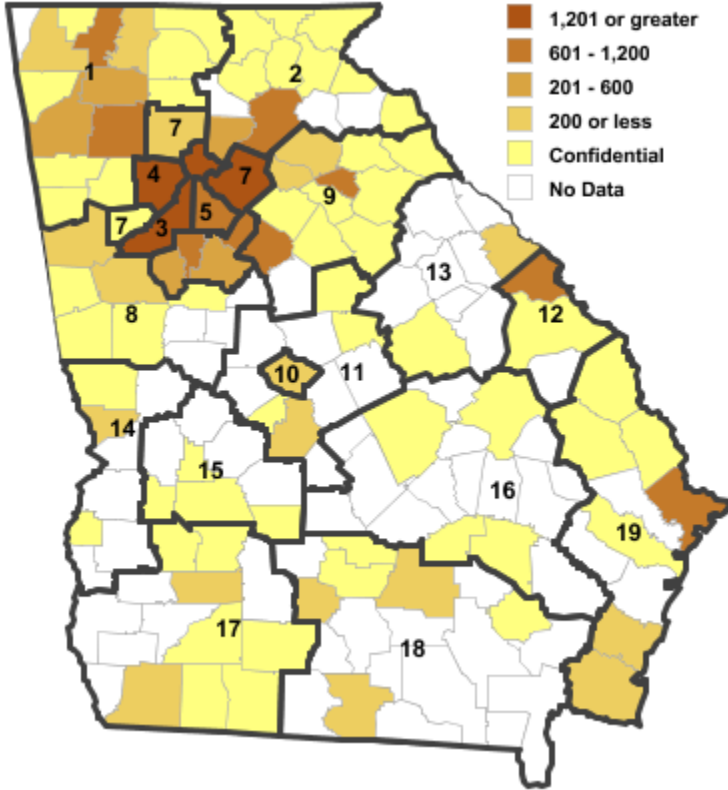


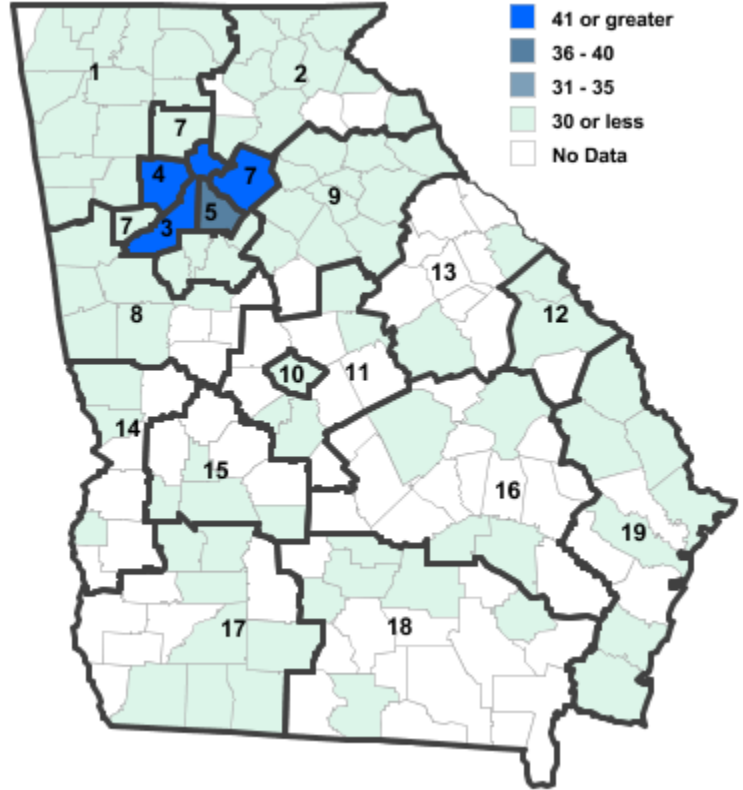
Annual Industry Averages from QCEW 2019

NAICS 325 : Chemical Manufacturing

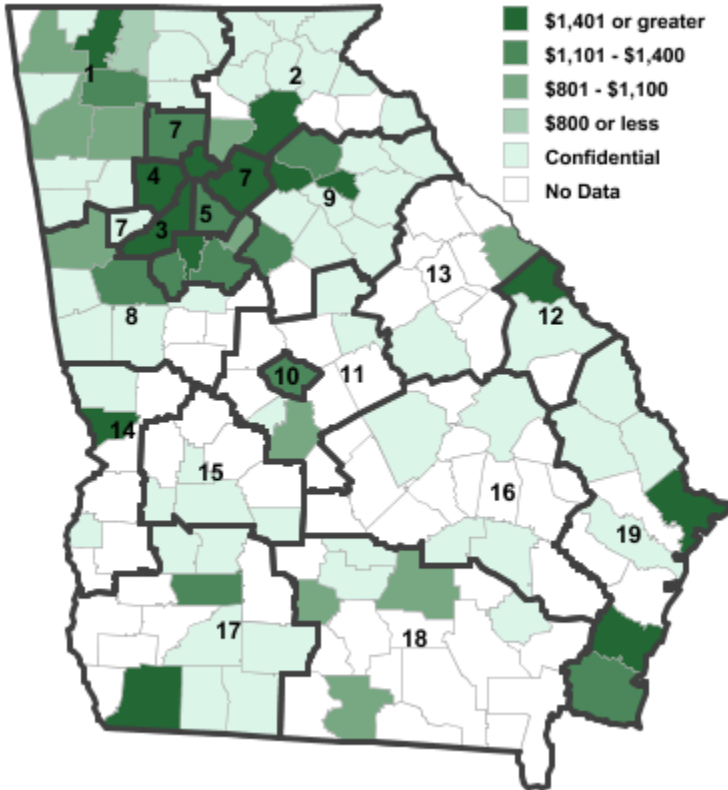
Employment



Establishments



Weekly Wages



Area

Establish- Employ- Weekly
ments ment Wages

Local Workforce Development Areas

Area	Establishments	Employment	Weekly Wages
1 Northwest Georgia	95	3,500	\$1,199
2 Georgia Mountains	44	1,667	\$1,362
3 City of Atlanta	88	1,513	\$1,578
4 Cobb County	52	1,387	\$1,537
5 DeKalb County	40	687	\$1,238
6 Fulton County	88	1,513	\$1,578
7 Atlanta Regional	134	5,357	\$1,515
8 West Central Georgia	26	346	\$1,010
9 Northeast Georgia	50	2,256	\$1,545
10 Macon-Bibb	11	126	\$1,302
11 Middle Georgia	13	465	\$942
12 Central Savannah River	15	734	\$1,992
13 East Central Georgia	7	36	\$1,208
14 Lower Chattahoochee	12	192	\$1,452
15 Middle Flint	5	466	\$886
16 Heart of Georgia-Altamaha	6	122	\$971
17 Southwest Georgia	22	369	\$1,297
18 Southern Georgia	24	571	\$1,068
19 Coastal Georgia	42	2,292	\$1,502

Counties with largest values

121 Fulton	88	1,513	\$1,578
135 Gwinnett	77	2,967	\$1,543
239 Quitman	0	1	\$3,407

Note: *** Confidential - Industry group does not meet criteria for disclosure