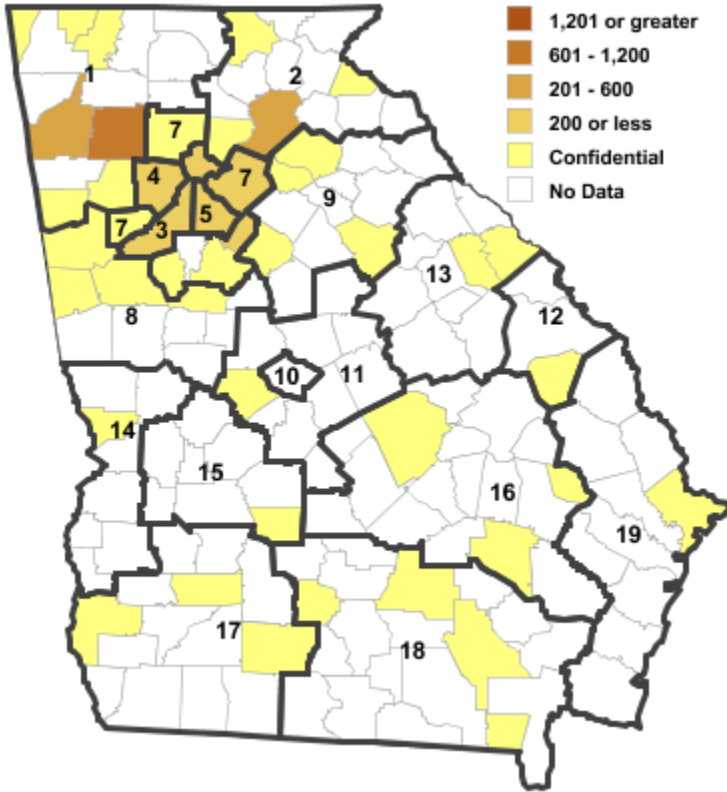


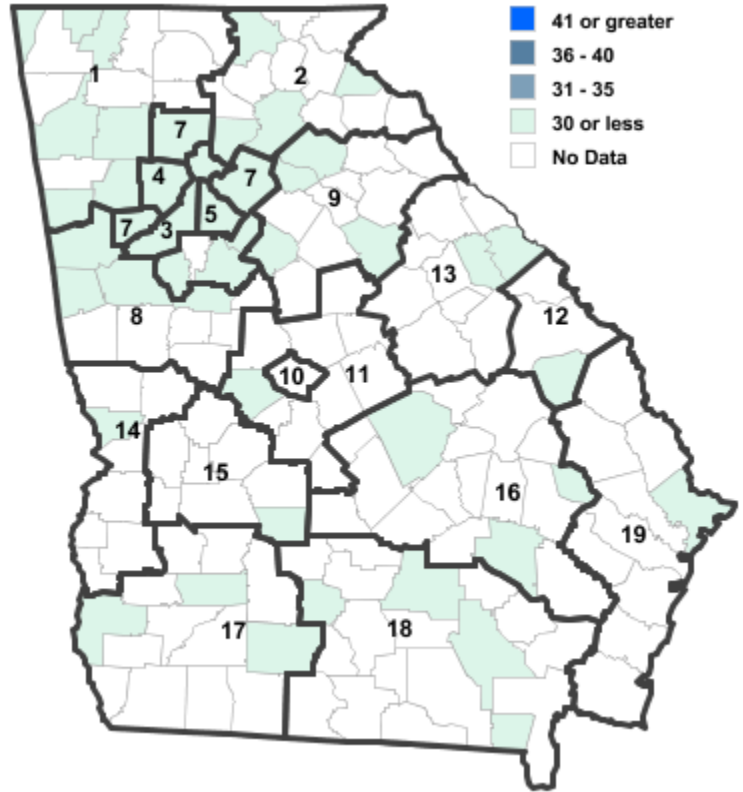
# Annual Industry Averages from QCEW 2019

## NAICS 331 : Primary Metal Manufacturing

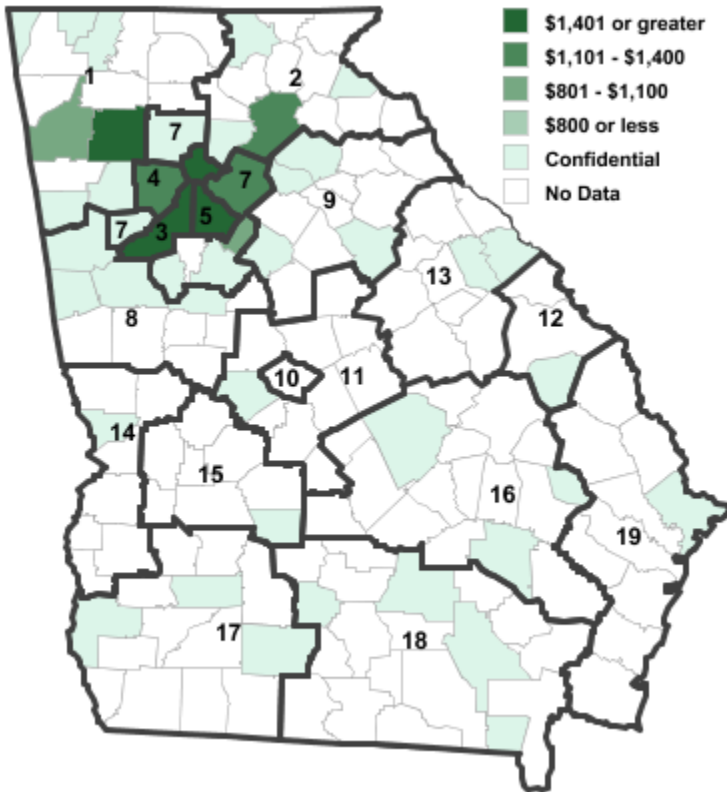
Employment



Establishments



Weekly Wages



Area

Establish- Employ- Weekly  
ments ment Wages

**Local Workforce Development Areas**

1	Northwest Georgia	16	1,323	\$1,194
2	Georgia Mountains	9	740	\$1,116
3	City of Atlanta	8	69	\$2,536
4	Cobb County	4	43	\$1,381
5	DeKalb County	4	25	\$1,475
6	Fulton County	8	69	\$2,536
7	Atlanta Regional	17	987	\$1,182
8	West Central Georgia	17	3,218	\$1,134
9	Northeast Georgia	8	341	\$1,282
11	Middle Georgia	1	***	***
12	Central Savannah River	1	***	***
13	East Central Georgia	2	***	***
14	Lower Chattahoochee	2	***	***
15	Middle Flint	1	***	***
16	Heart of Georgia-Altamaha	4	***	***
17	Southwest Georgia	4	163	\$1,359
18	Southern Georgia	5	274	\$1,011
19	Coastal Georgia	1	***	***

**Counties with largest values**

45	Carroll	13	2,460	\$1,192
175	Laurens	1	1	\$3,025

Note: \*\*\* Confidential - Industry group does not meet criteria for disclosure