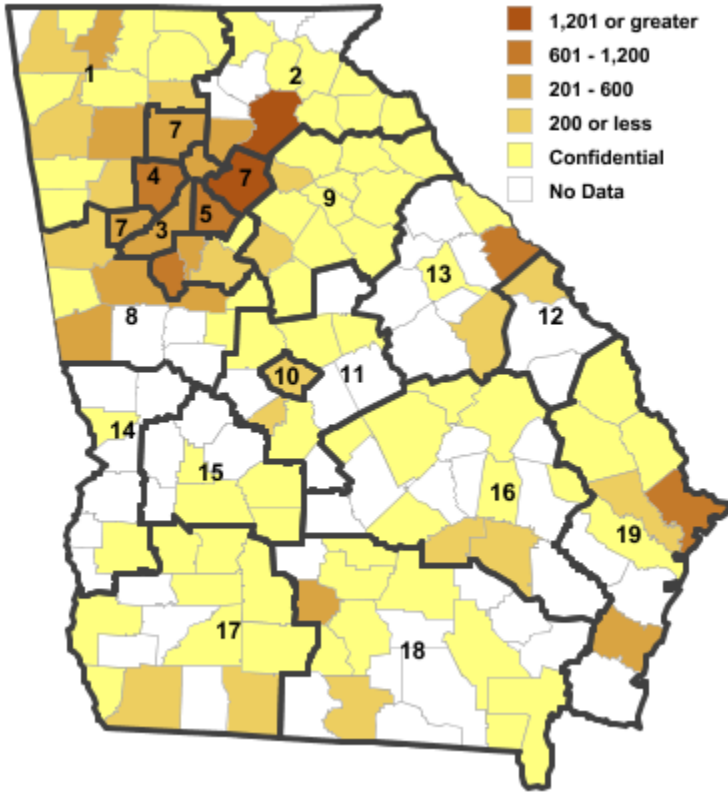


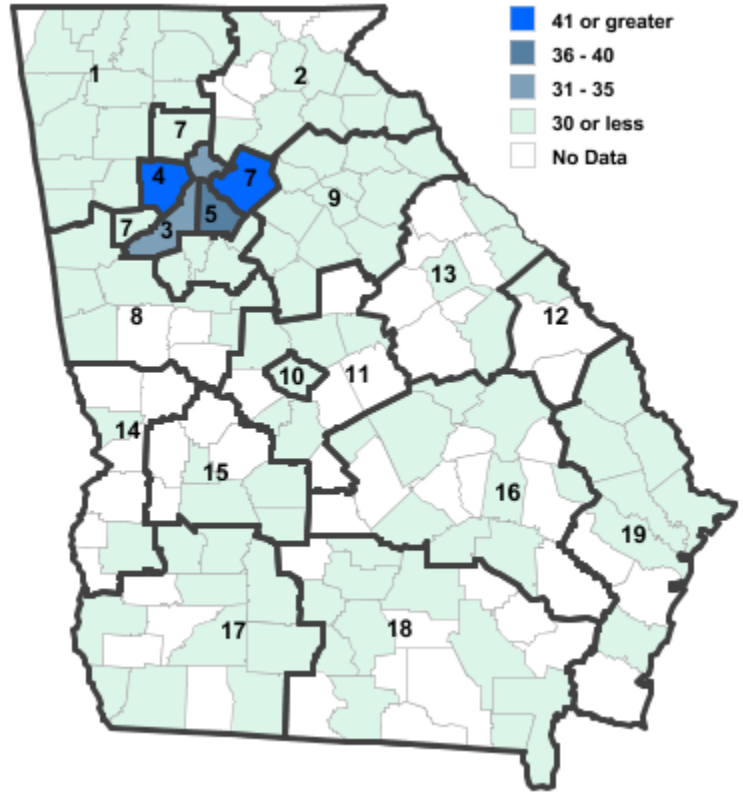
Annual Industry Averages from QCEW 2019

NAICS 333 : Machinery Manufacturing

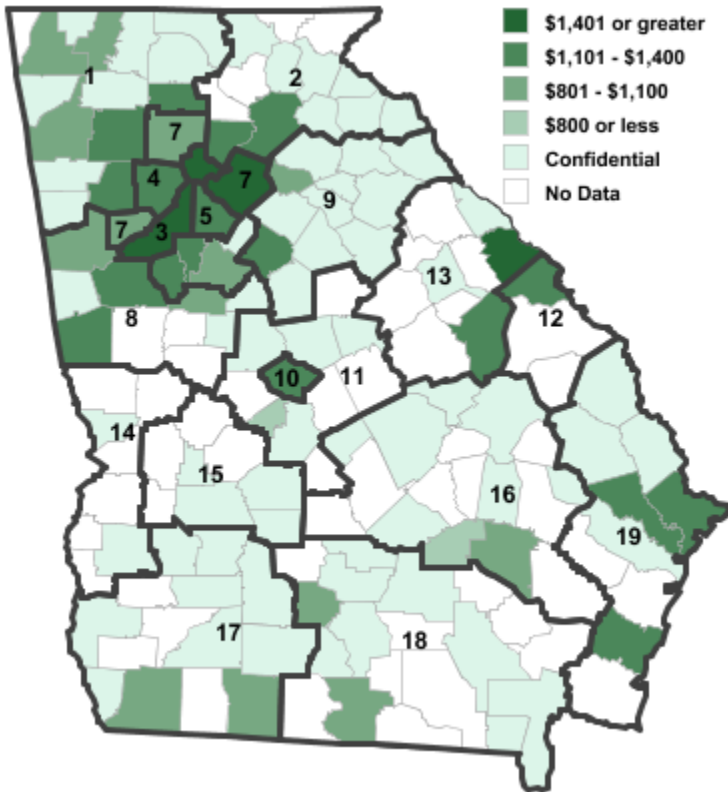
Employment



Establishments



Weekly Wages



Area

Establish- Employ- Weekly
ments ment Wages

Local Workforce Development Areas

1	Northwest Georgia	71	1,640	\$1,099
2	Georgia Mountains	59	3,564	\$1,064
3	City of Atlanta	33	242	\$1,416
4	Cobb County	59	1,130	\$1,232
5	DeKalb County	38	842	\$1,244
6	Fulton County	33	242	\$1,416
7	Atlanta Regional	135	4,617	\$1,591
8	West Central Georgia	34	1,015	\$1,167
9	Northeast Georgia	40	2,191	\$1,233
10	Macon-Bibb	8	107	\$1,344
11	Middle Georgia	10	251	\$1,253
12	Central Savannah River	7	86	\$1,123
13	East Central Georgia	10	885	\$1,590
14	Lower Chattahoochee	6	***	***
15	Middle Flint	5	324	\$1,110
16	Heart of Georgia-Altamaha	19	***	***
17	Southwest Georgia	31	448	\$889
18	Southern Georgia	21	807	\$1,070
19	Coastal Georgia	28	1,604	\$1,111

Counties with largest values

49	Charlton	2	23	\$2,680
135	Gwinnett	76	2,303	\$1,978
139	Hall	24	2,438	\$1,109

Note: *** Confidential - Industry group does not meet criteria for disclosure