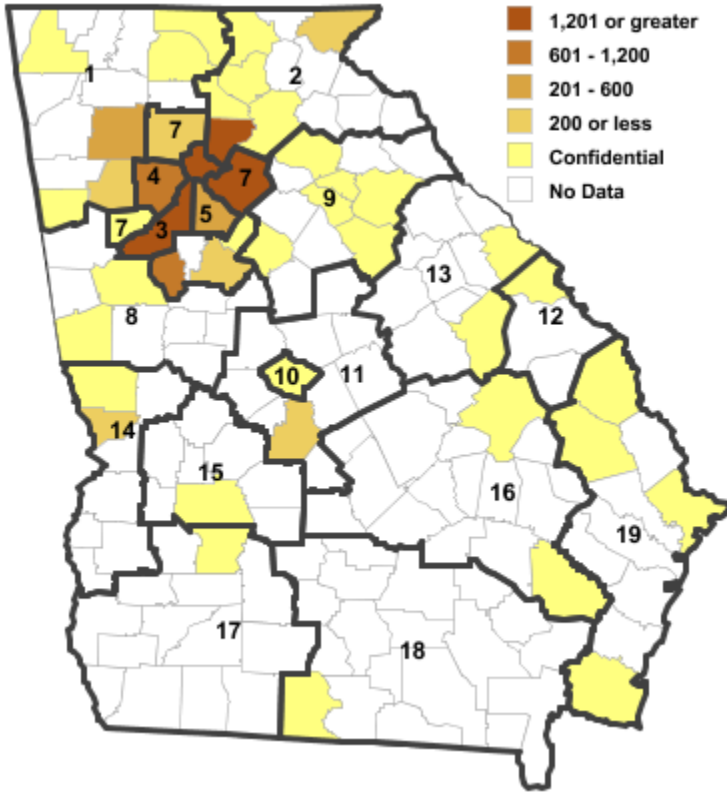


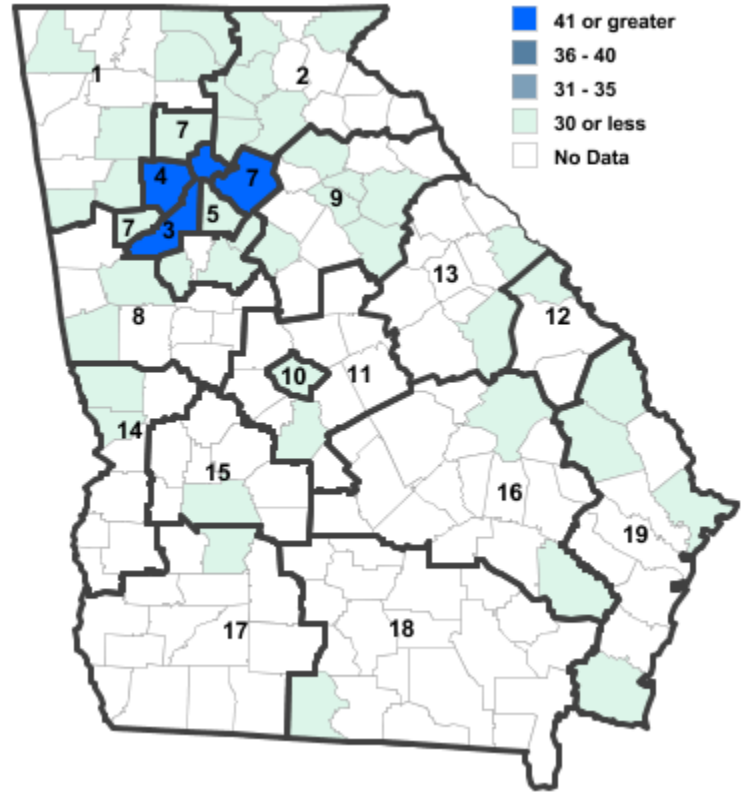
Annual Industry Averages from QCEW 2019

NAICS 334 : Computer and Electronic Product Manufacturing

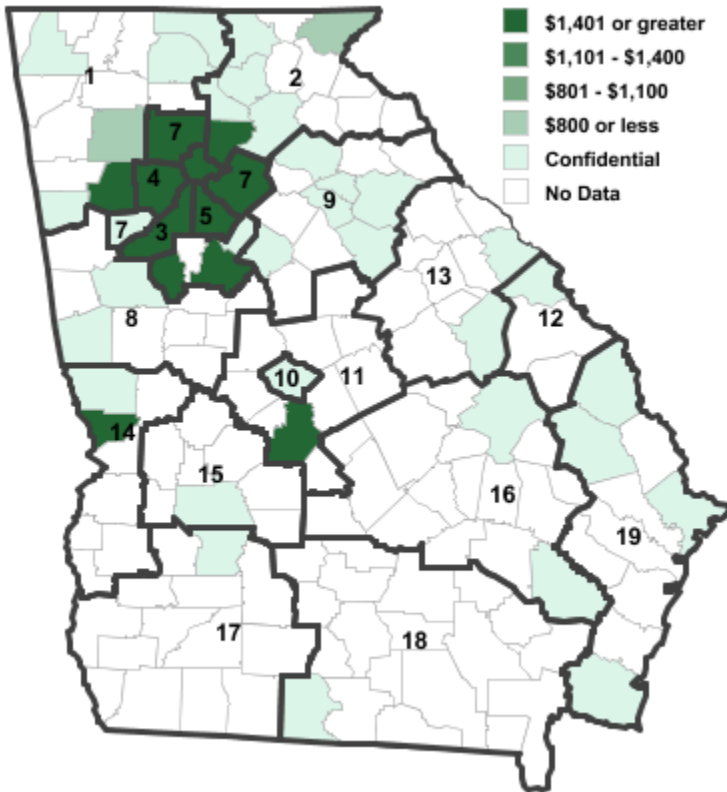
Employment



Establishments



Weekly Wages



Area

**Establish- Employ- Weekly
ments ment Wages**

Local Workforce Development Areas

1	Northwest Georgia	13	530	\$680
2	Georgia Mountains	36	1,400	\$1,747
3	City of Atlanta	77	1,463	\$2,106
4	Cobb County	41	629	\$1,732
5	DeKalb County	16	342	\$1,496
6	Fulton County	77	1,463	\$2,106
7	Atlanta Regional	107	4,801	\$2,043
8	West Central Georgia	3	***	***
9	Northeast Georgia	7	20	\$1,265
10	Macon-Bibb	2	***	***
11	Middle Georgia	3	8	\$2,718
12	Central Savannah River	2	***	***
13	East Central Georgia	2	***	***
14	Lower Chattahoochee	5	72	\$1,442
15	Middle Flint	1	***	***
16	Heart of Georgia-Altamaha	3	5	\$2,894
17	Southwest Georgia	1	***	***
18	Southern Georgia	1	***	***
19	Coastal Georgia	8	121	\$991

Counties with largest values

107	Emanuel	2	4	\$3,640
135	Gwinnett	83	3,951	\$2,028

Note: *** Confidential - Industry group does not meet criteria for disclosure