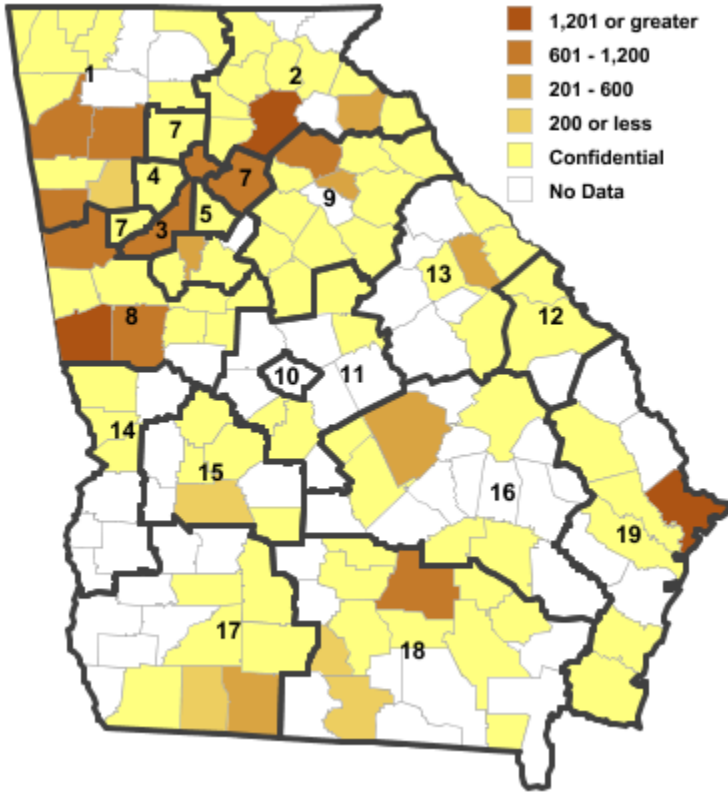


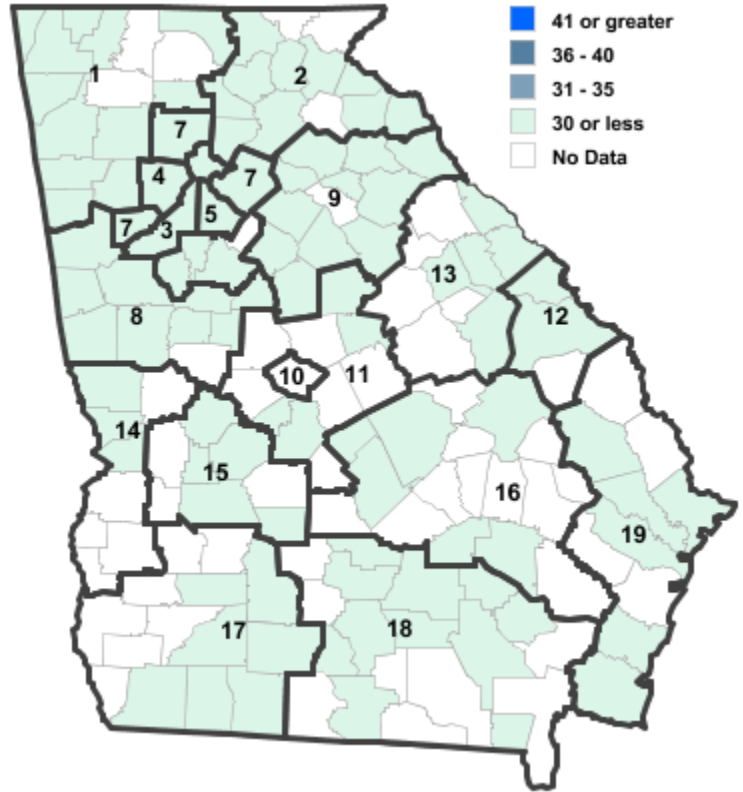
# Annual Industry Averages from QCEW 2019

## NAICS 336 : Transportation Equipment Manufacturing

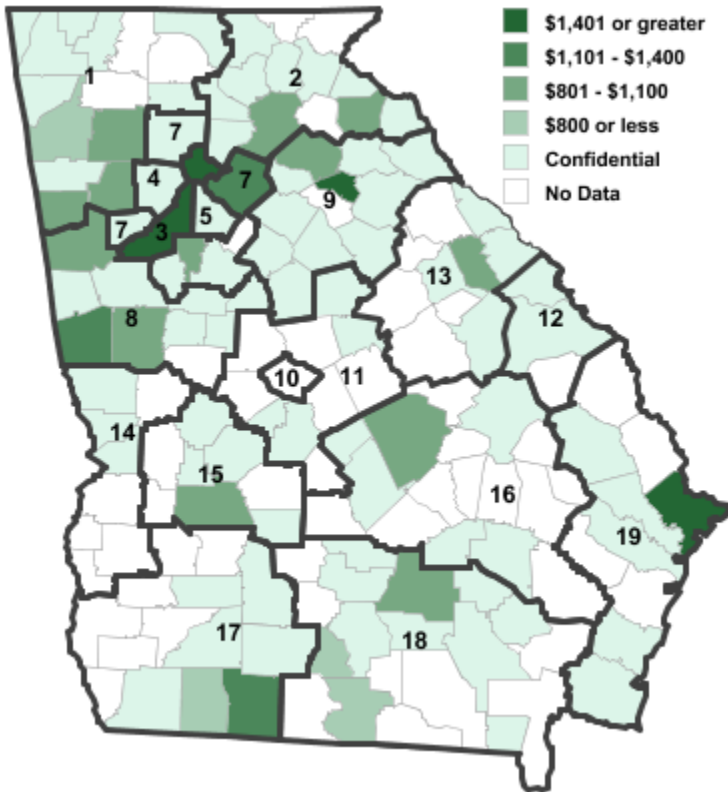
Employment



Establishments



Weekly Wages



Area

Establish- Employ- Weekly  
ments ment Wages

**Local Workforce Development Areas**

1	Northwest Georgia	41	6,014	\$911
2	Georgia Mountains	36	3,421	\$1,012
3	City of Atlanta	30	787	\$3,289
4	Cobb County	17	***	***
5	DeKalb County	16	***	***
6	Fulton County	30	787	\$3,289
7	Atlanta Regional	28	2,155	\$1,026
8	West Central Georgia	40	9,418	\$1,098
9	Northeast Georgia	27	3,305	\$1,035
11	Middle Georgia	13	3,106	\$1,155
12	Central Savannah River	8	***	***
13	East Central Georgia	12	1,165	\$1,207
14	Lower Chattahoochee	8	***	***
15	Middle Flint	8	***	***
16	Heart of Georgia-Altamaha	9	768	\$916
17	Southwest Georgia	23	726	\$931
18	Southern Georgia	30	3,400	\$796
19	Coastal Georgia	37	10,972	\$1,949

**Counties with largest values**

51	Chatham	24	9,776	\$2,041
121	Fulton	30	787	\$3,289

Note: \*\*\* Confidential - Industry group does not meet criteria for disclosure