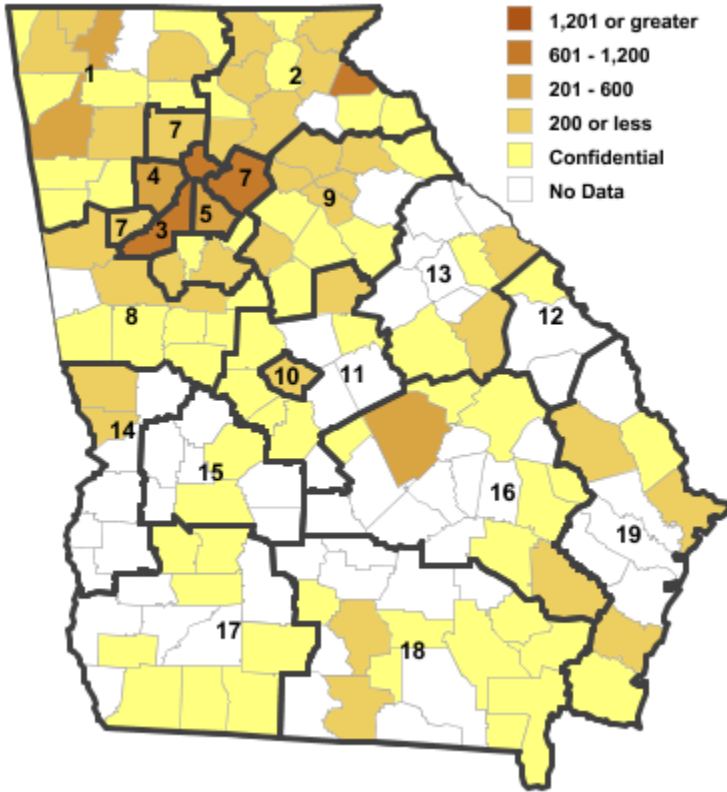


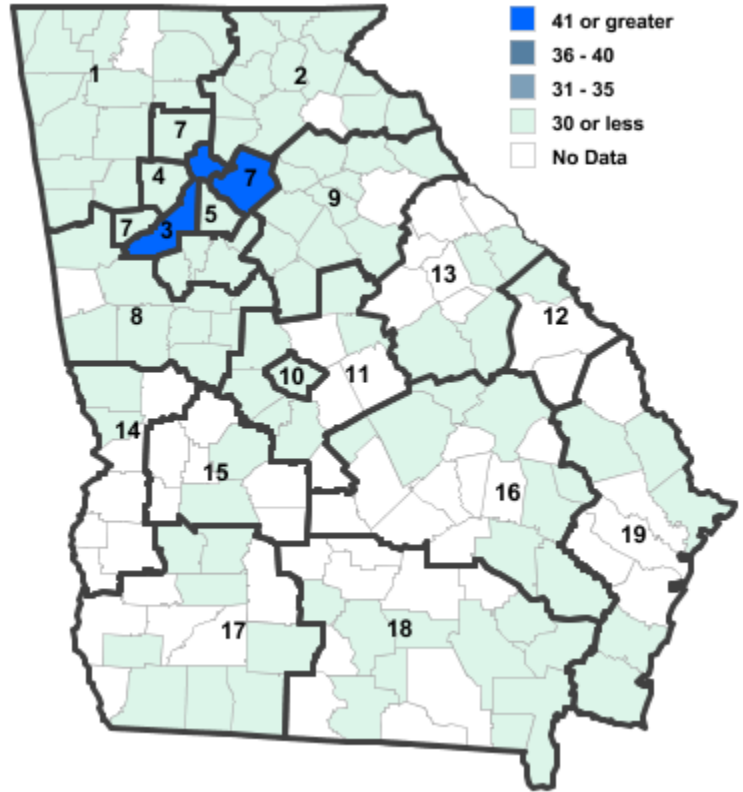
Annual Industry Averages from QCEW 2019

NAICS 337 : Furniture and Related Product Manufacturing

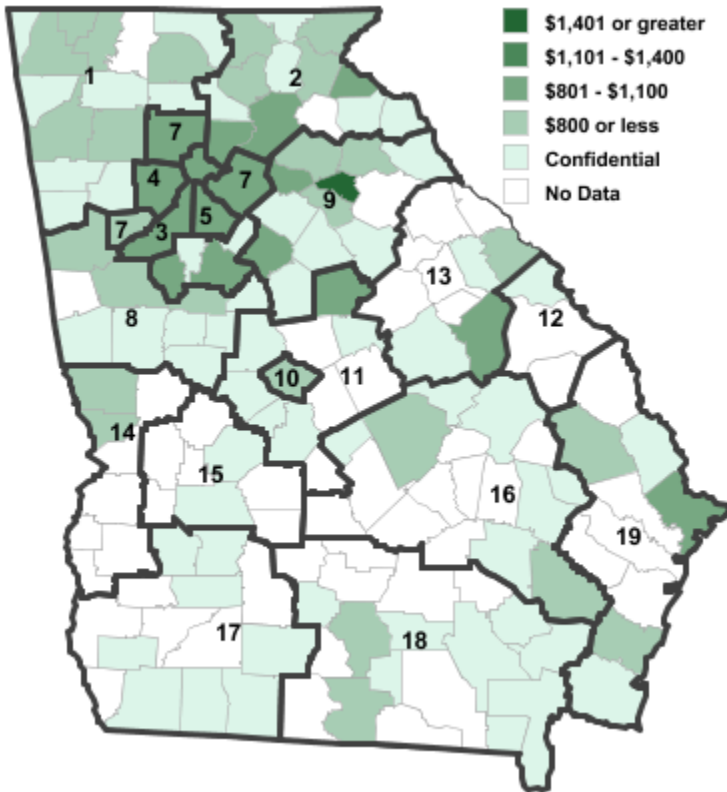
Employment



Establishments



Weekly Wages



Area

Establish- Employ- Weekly
ments ment Wages

Local Workforce Development Areas

1	Northwest Georgia	58	1,821	\$818
2	Georgia Mountains	48	1,285	\$869
3	City of Atlanta	46	1,029	\$1,063
4	Cobb County	26	526	\$840
5	DeKalb County	25	322	\$1,013
6	Fulton County	46	1,029	\$1,063
7	Atlanta Regional	113	1,707	\$1,004
8	West Central Georgia	21	***	***
9	Northeast Georgia	47	834	\$1,072
10	Macon-Bibb	10	74	\$655
11	Middle Georgia	11	79	\$679
12	Central Savannah River	1	***	***
13	East Central Georgia	16	153	\$706
14	Lower Chattahoochee	12	94	\$697
15	Middle Flint	2	***	***
16	Heart of Georgia-Altamaha	24	634	\$708
17	Southwest Georgia	18	545	\$558
18	Southern Georgia	21	545	\$794
19	Coastal Georgia	22	271	\$826

Counties with largest values

59	Clarke	6	150	\$2,020
135	Gwinnett	69	1,030	\$991

Note: *** Confidential - Industry group does not meet criteria for disclosure