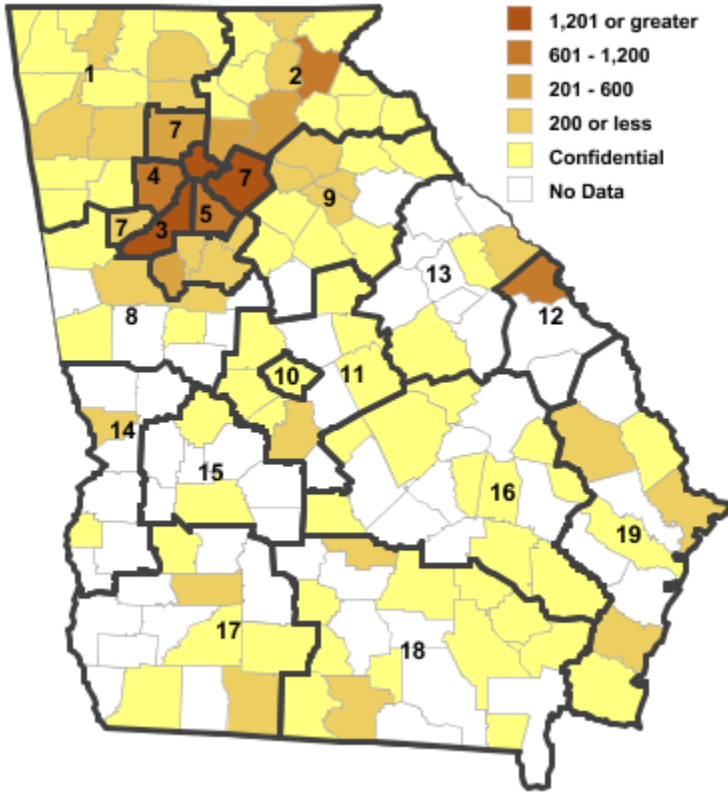


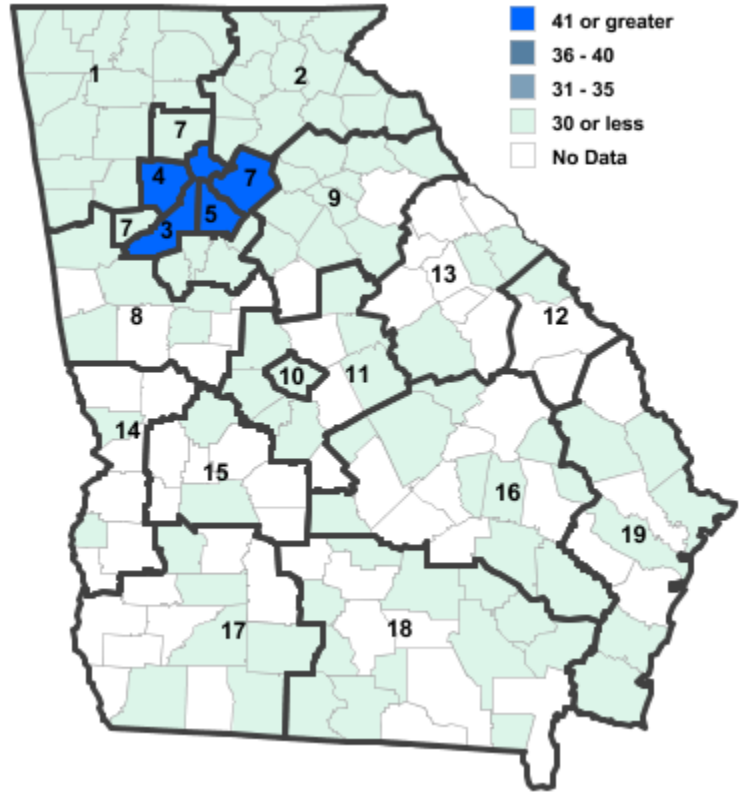
Annual Industry Averages from QCEW 2019

NAICS 339 : Miscellaneous Manufacturing

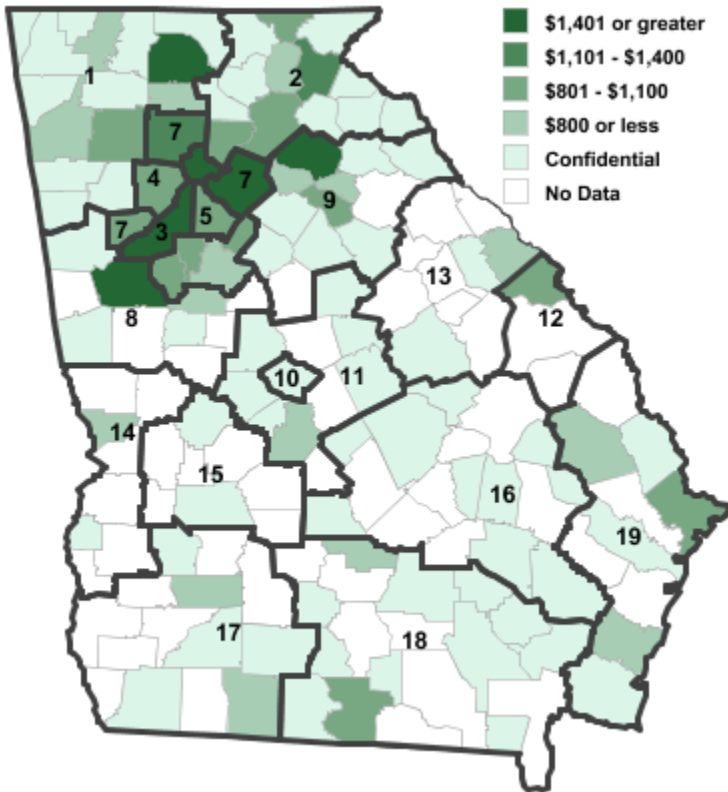
Employment



Establishments



Weekly Wages



Area

Establish- Employ- Weekly
ments ment Wages

Local Workforce Development Areas

1	Northwest Georgia	45	1,051	\$810
2	Georgia Mountains	84	2,343	\$1,077
3	City of Atlanta	92	1,476	\$2,011
4	Cobb County	65	655	\$996
5	DeKalb County	70	914	\$925
6	Fulton County	92	1,476	\$2,011
7	Atlanta Regional	194	3,046	\$1,349
8	West Central Georgia	26	334	\$1,061
9	Northeast Georgia	43	520	\$955
10	Macon-Bibb	14	***	***
11	Middle Georgia	16	49	\$538
12	Central Savannah River	16	675	\$1,071
13	East Central Georgia	12	31	\$581
14	Lower Chattahoochee	11	137	\$518
15	Middle Flint	2	***	***
16	Heart of Georgia-Altamaha	13	171	\$634
17	Southwest Georgia	19	157	\$792
18	Southern Georgia	16	182	\$743
19	Coastal Georgia	31	212	\$785

Counties with largest values

77	Coweta	11	54	\$2,295
135	Gwinnett	118	1,936	\$1,450

Note: *** Confidential - Industry group does not meet criteria for disclosure