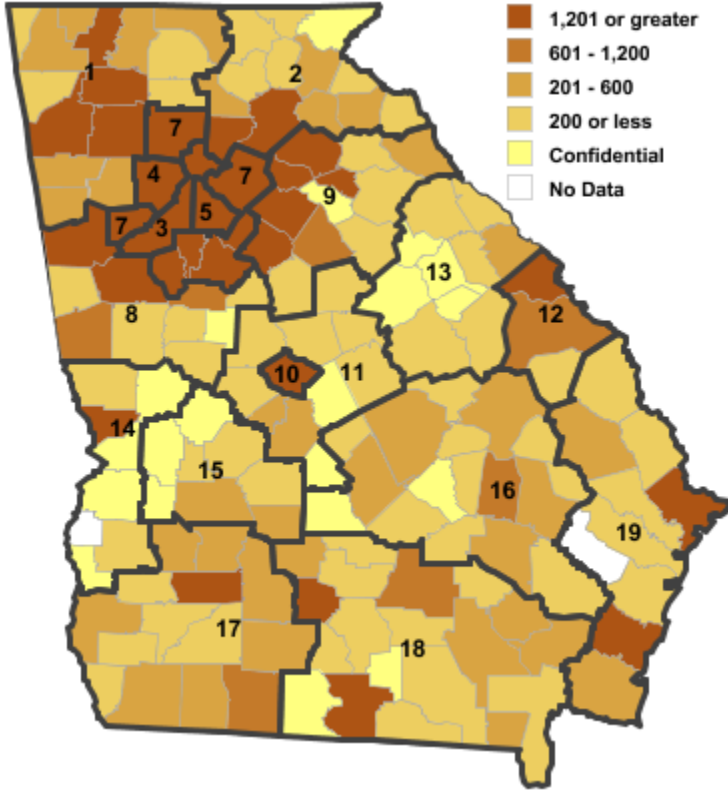


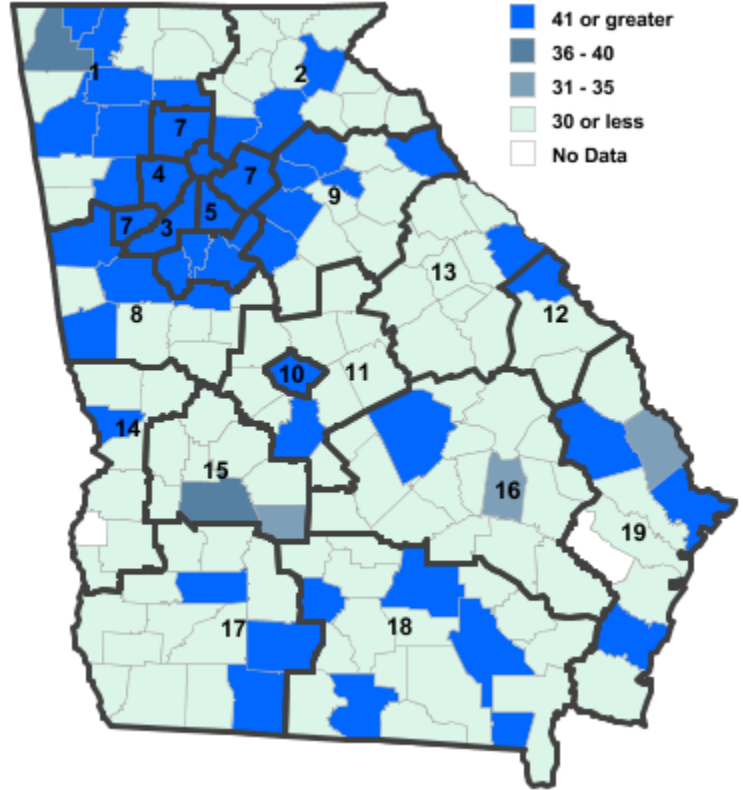
Annual Industry Averages from QCEW 2019

NAICS 42 : Wholesale Trade

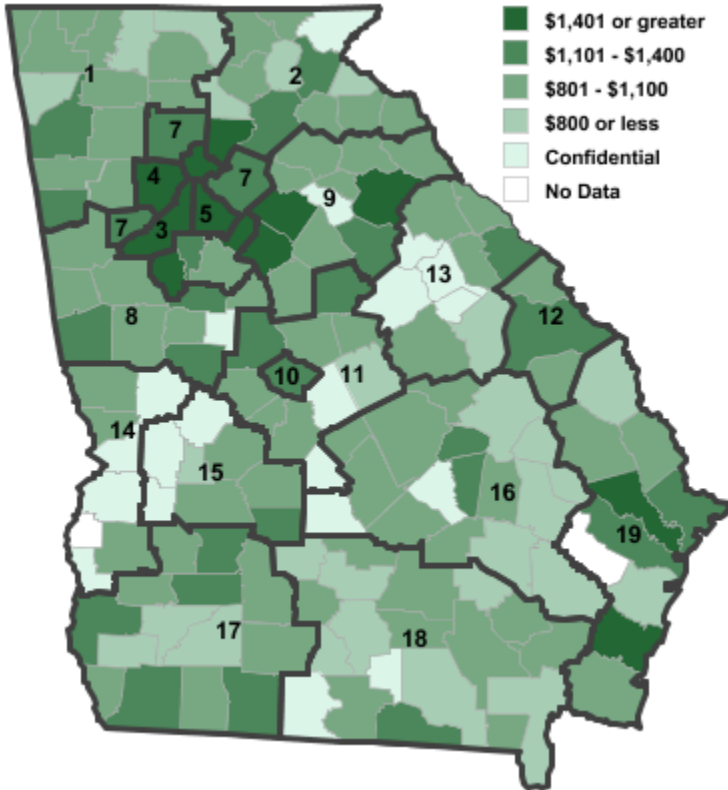
Employment



Establishments



Weekly Wages



Area

Establish- Employ- Weekly
ments ment Wages

Local Workforce Development Areas

1	Northwest Georgia	850	11,164	\$980
2	Georgia Mountains	1,016	11,772	\$1,323
3	City of Atlanta	2,642	37,648	\$1,910
4	Cobb County	1,696	23,221	\$1,752
5	DeKalb County	1,031	11,091	\$1,743
6	Fulton County	2,642	37,648	\$1,910
7	Atlanta Regional	3,689	47,262	\$1,345
8	West Central Georgia	452	5,450	\$1,040
9	Northeast Georgia	621	12,626	\$1,109
10	Macon-Bibb	185	2,318	\$1,104
11	Middle Georgia	173	1,463	\$967
12	Central Savannah River	216	3,719	\$1,123
13	East Central Georgia	149	1,385	\$968
14	Lower Chattahoochee	169	2,273	\$994
15	Middle Flint	104	1,204	\$1,034
16	Heart of Georgia-Altamaha	239	2,826	\$860
17	Southwest Georgia	419	5,089	\$1,101
18	Southern Georgia	438	6,326	\$894
19	Coastal Georgia	599	8,187	\$1,292

Counties with largest values

53	Chattahoochee	1	1	\$2,636
121	Fulton	2,642	37,648	\$1,910

Note: *** Confidential - Industry group does not meet criteria for disclosure