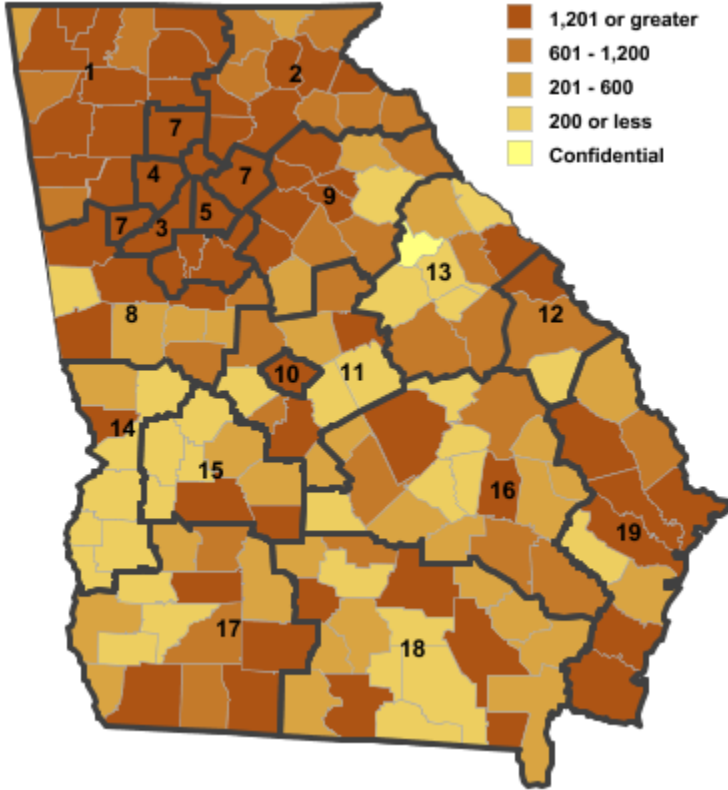


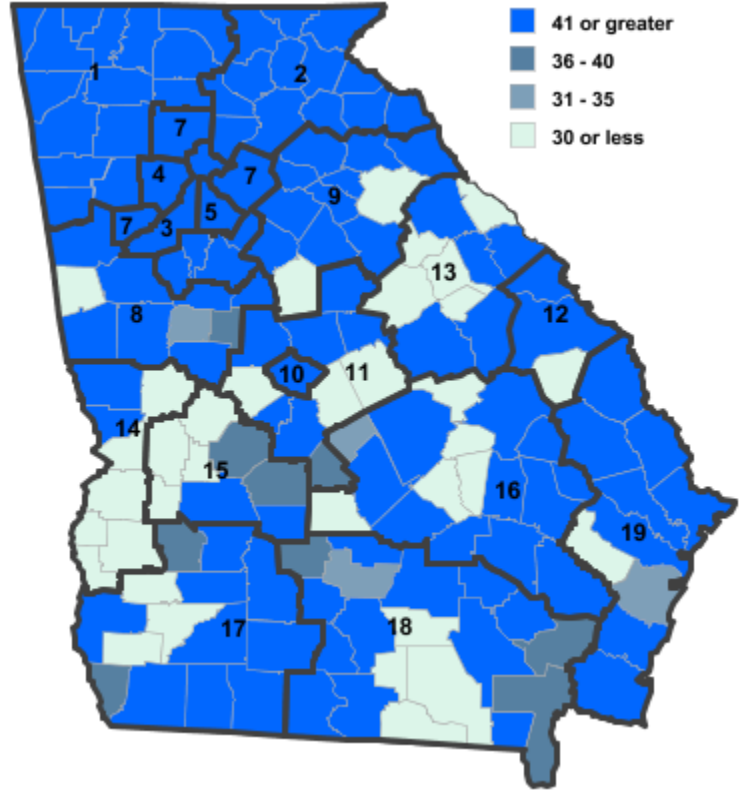
Annual Industry Averages from QCEW 2019

NAICS 44-45 : Retail Trade

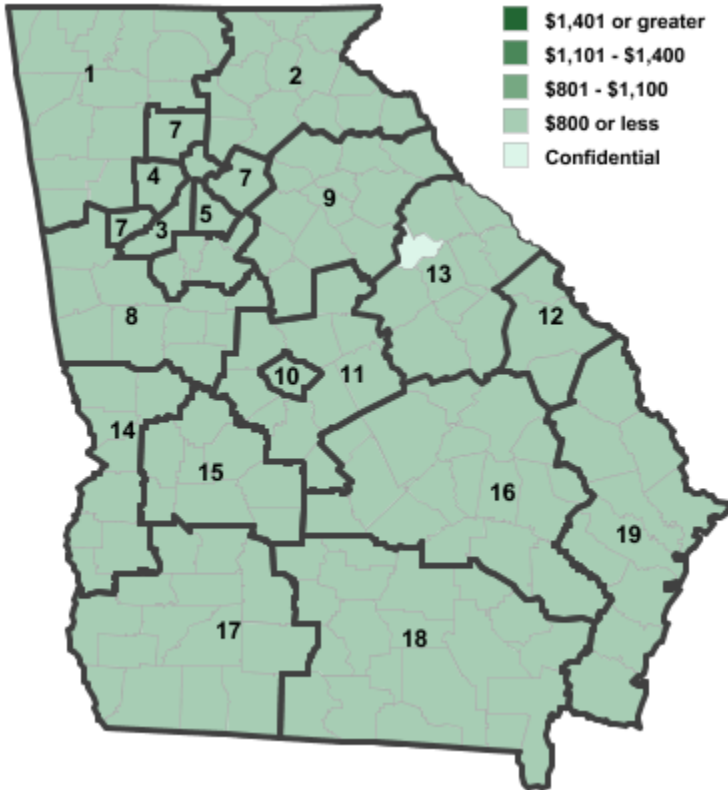
Employment



Establishments



Weekly Wages



Area

Establish- Employ- Weekly
ments ment Wages

Local Workforce Development Areas

Area	Establishments	Employment	Weekly Wages
1 Northwest Georgia	2,544	34,511	\$539
2 Georgia Mountains	2,206	32,054	\$540
3 City of Atlanta	3,503	61,501	\$754
4 Cobb County	2,125	40,908	\$757
5 DeKalb County	2,078	33,413	\$679
6 Fulton County	3,503	61,501	\$754
7 Atlanta Regional	5,564	99,643	\$620
8 West Central Georgia	1,513	21,010	\$571
9 Northeast Georgia	1,712	26,918	\$553
10 Macon-Bibb	717	10,252	\$569
11 Middle Georgia	1,035	12,990	\$517
12 Central Savannah River	816	11,472	\$531
13 East Central Georgia	634	9,232	\$568
14 Lower Chattahoochee	864	10,917	\$504
15 Middle Flint	356	3,493	\$472
16 Heart of Georgia-Altamaha	1,054	11,353	\$494
17 Southwest Georgia	1,376	15,741	\$521
18 Southern Georgia	1,589	18,007	\$531
19 Coastal Georgia	2,499	35,049	\$557

Counties with largest values

67 Cobb	2,125	40,929	\$757
121 Fulton	3,503	61,904	\$753

Note: *** Confidential - Industry group does not meet criteria for disclosure