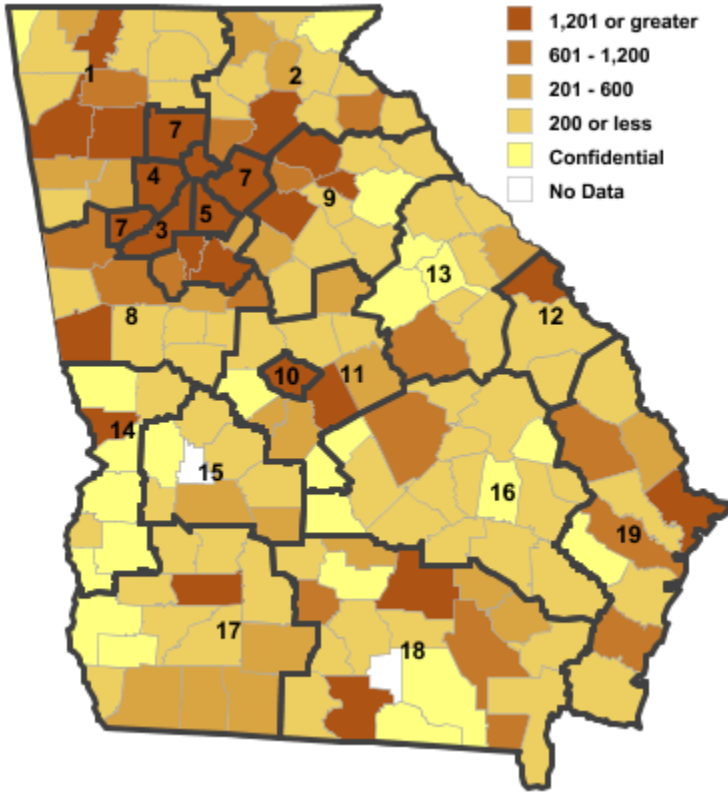


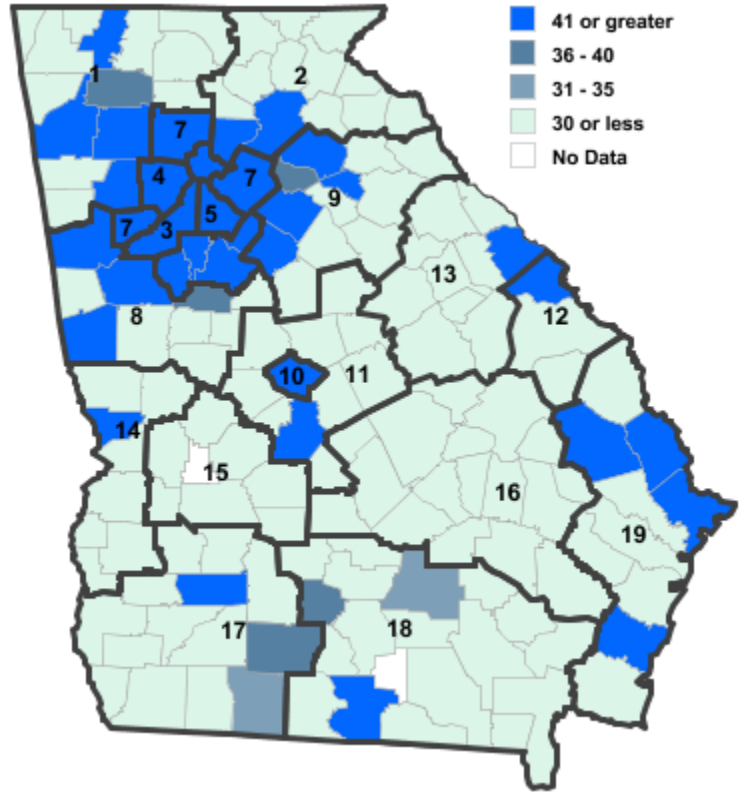
Annual Industry Averages from QCEW 2019

NAICS 48-49 : Transportation and Warehousing

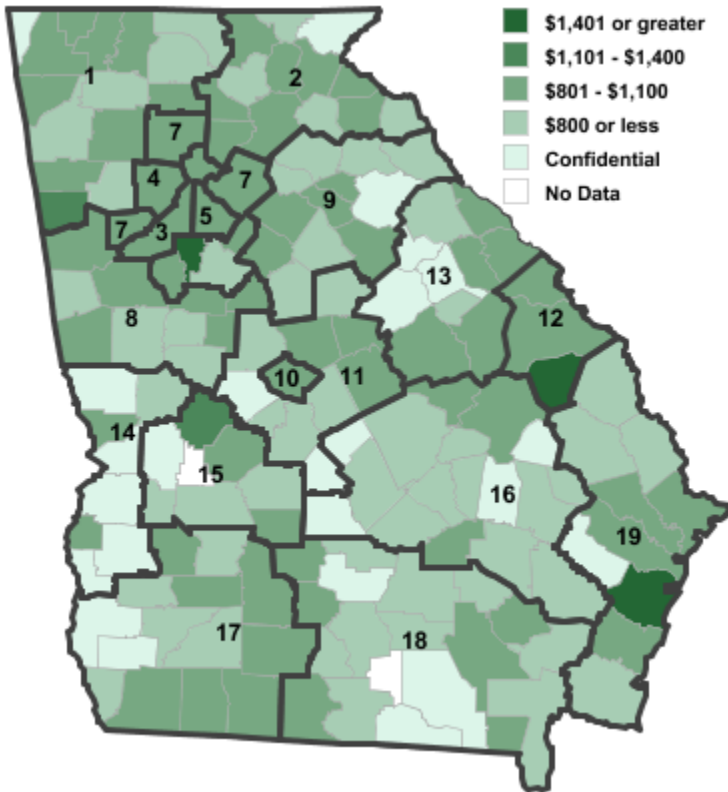
Employment



Establishments



Weekly Wages



Area

Establish- Employ- Weekly
ments ment Wages

Local Workforce Development Areas

1	Northwest Georgia	426	8,925	\$909
2	Georgia Mountains	355	5,514	\$995
3	City of Atlanta	880	38,617	\$933
4	Cobb County	440	13,687	\$874
5	DeKalb County	403	13,282	\$1,006
6	Fulton County	880	38,617	\$933
7	Atlanta Regional	1,699	65,576	\$1,478
8	West Central Georgia	324	6,239	\$888
9	Northeast Georgia	343	6,827	\$776
10	Macon-Bibb	108	2,505	\$833
11	Middle Georgia	148	3,701	\$696
12	Central Savannah River	120	2,519	\$907
13	East Central Georgia	120	1,277	\$902
14	Lower Chattahoochee	116	2,126	\$749
15	Middle Flint	68	1,107	\$836
16	Heart of Georgia-Altamaha	169	2,280	\$788
17	Southwest Georgia	245	3,609	\$866
18	Southern Georgia	287	7,163	\$788
19	Coastal Georgia	700	17,134	\$860

Counties with largest values

63	Clayton	413	43,393	\$1,745
121	Fulton	880	38,649	\$933

Note: *** Confidential - Industry group does not meet criteria for disclosure